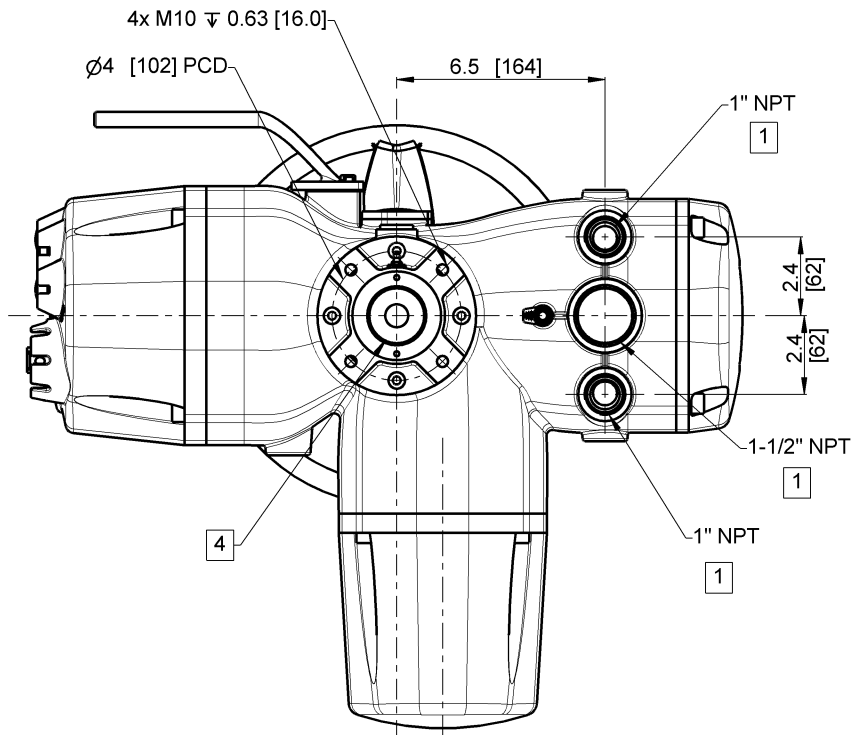
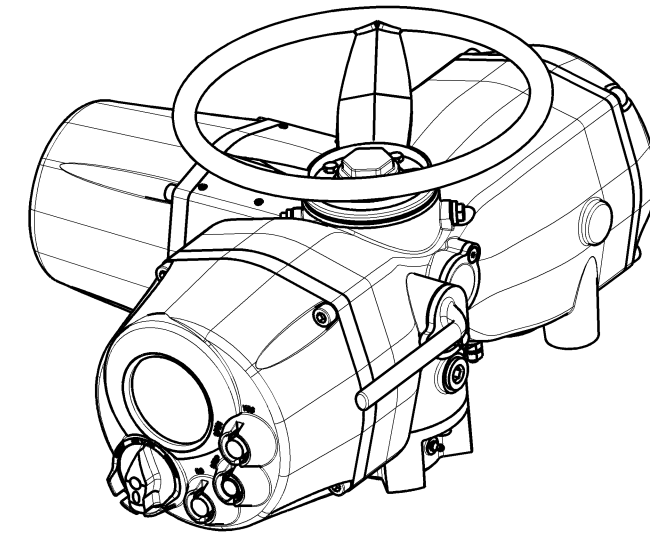
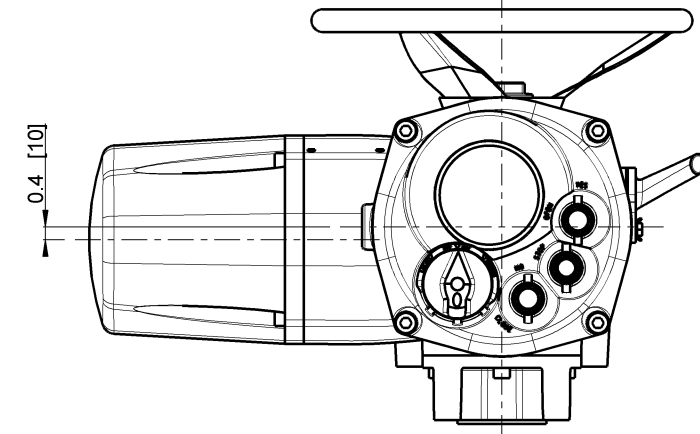
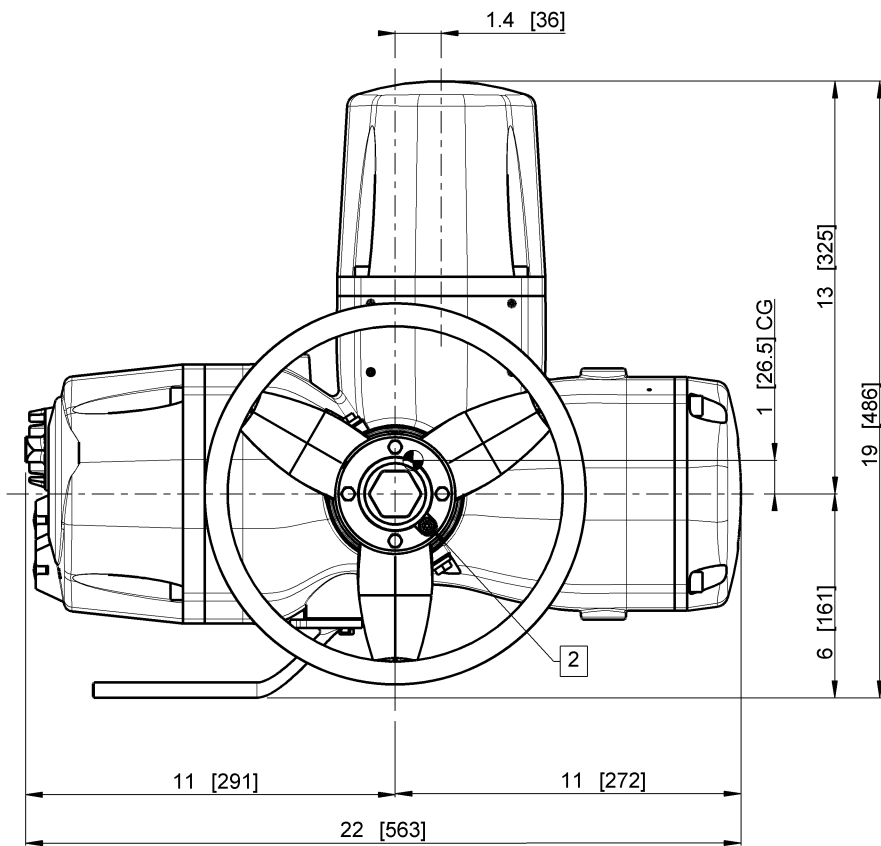
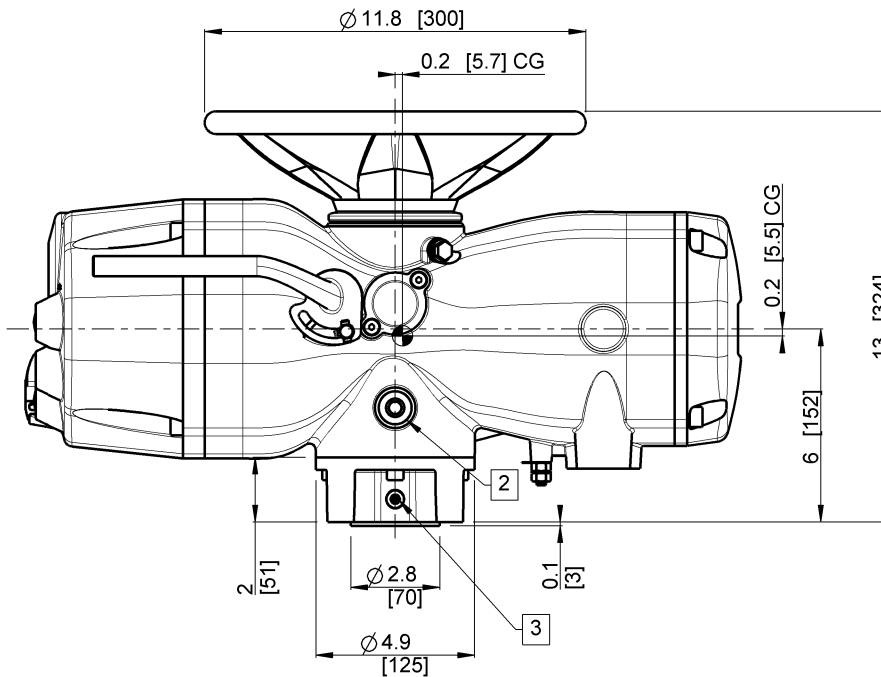


NOTES:

- 1 1" & 1-1/2" NPT ARE PREFERRED WIRE ENTRIES. CAUTION- CONDUIT MUST ENTER AT THE LOWEST POINT TO PREVENT WATER FROM ENTERING ELECTRICAL ENCLOSURE DUE TO CONDENSATION. IF HAZARDOUS (CLASSIFIED) OR NEMA 6 LOCATION, CONDUIT SEAL REQUIRED AT ELECTRICAL ENTRANCES
- 2 OIL PLUGS: M10 & 1/2" RP ISO7/1 PLUG
- 3 LUBRICATION FOR BEARINGS: M6 GREASE NIPPLE
- 4 SEE DRAWING XTN1335 FOR MOUNTING BASE AND DRIVE COUPLING DETAILS
- 5 ALL APPROXIMATED DIMENSIONS ARE IN INCHES AND DIMENSIONS SHOWN IN BRACKET ARE IN MILLIMETERS.
- 6 THE WEIGHT AND CENTRE OF GRAVITY MENTIONED IN THE DRAWING IS APPROXIMATE. IF WEIGHT AND CENTRE OF GRAVITY NEEDS TO BE UTILIZED FOR THE PURPOSE OF PERFORMING FURTHER CALCULATIONS OR ANALYSIS, CONSULT FACTORY



BOTTOM VIEW



ISO VIEW

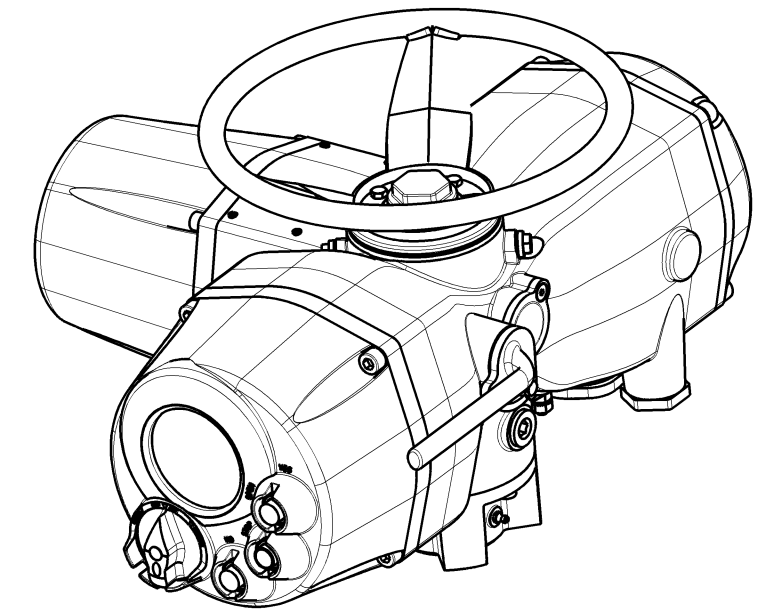
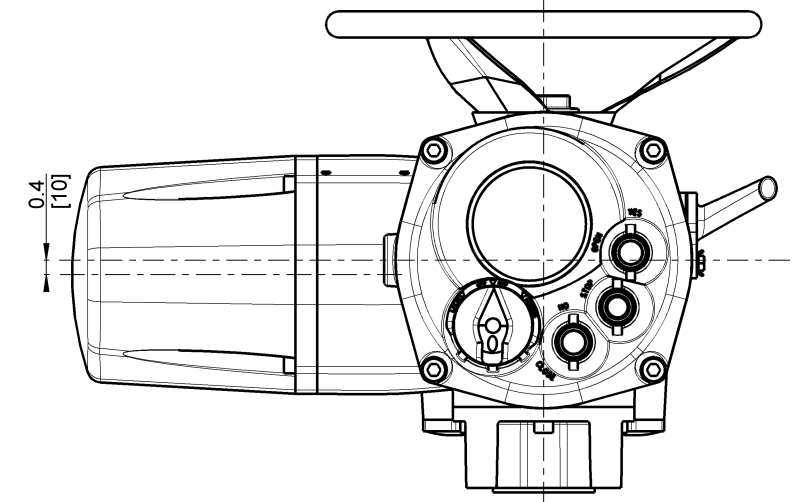
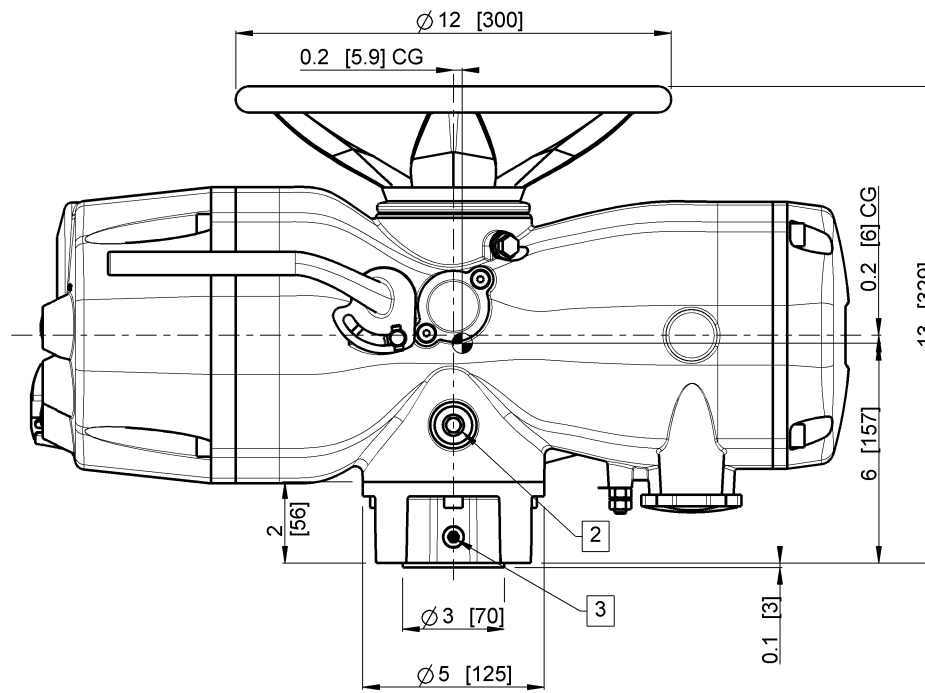
WARNING- THE INSTALLATION & SERVICING INSTRUCTIONS ARE FOR USE BY QUALIFIED PERSONNEL ONLY. TO AVOID INJURY & ELECTRIC SHOCK, DO NOT PERFORM ANY SERVICE ON EMERSON EQUIPMENT UNLESS QUALIFIED.  
 INSTALLATION SHALL BE IN ACCORDANCE WITH CURRENT EDITION OF NATIONAL ELECTRICAL CODE OR APPLICABLE REGIONAL STANDARD

3							
2							
1	10/12/19	SURAJ P	ESPOSITO F	VIGLIANO L	UPDATED WEIGHT		
Rev.	Data/Date	Eseguito/Drw.	Contr./Check	Approv./Approv.	Descrizione della modifica / Rev. description		
MATERIAL		TREATMENT		 TOLERANCES INTERPRET DIMENSIONS & TOLERANCES PER ASME Y14.5		FORMAT A2	
ALL RIGHTS OF THIS DRAWING ARE RESERVED		ACTUATOR MODEL XTE3000		WEIGHT 72 Lbs		PART NUMBER X ECC010A000AA3A0	
		DESCRIPTION XTE3000 SIZE 10		SCALE 1:4		DATE 06/11/2019	
				DRAWN BY		CHECKED BY	
				N. PATHE		F. ESPOSITO	
						APPROVED BY L. VIGLIANO	
						RAW PIECE	

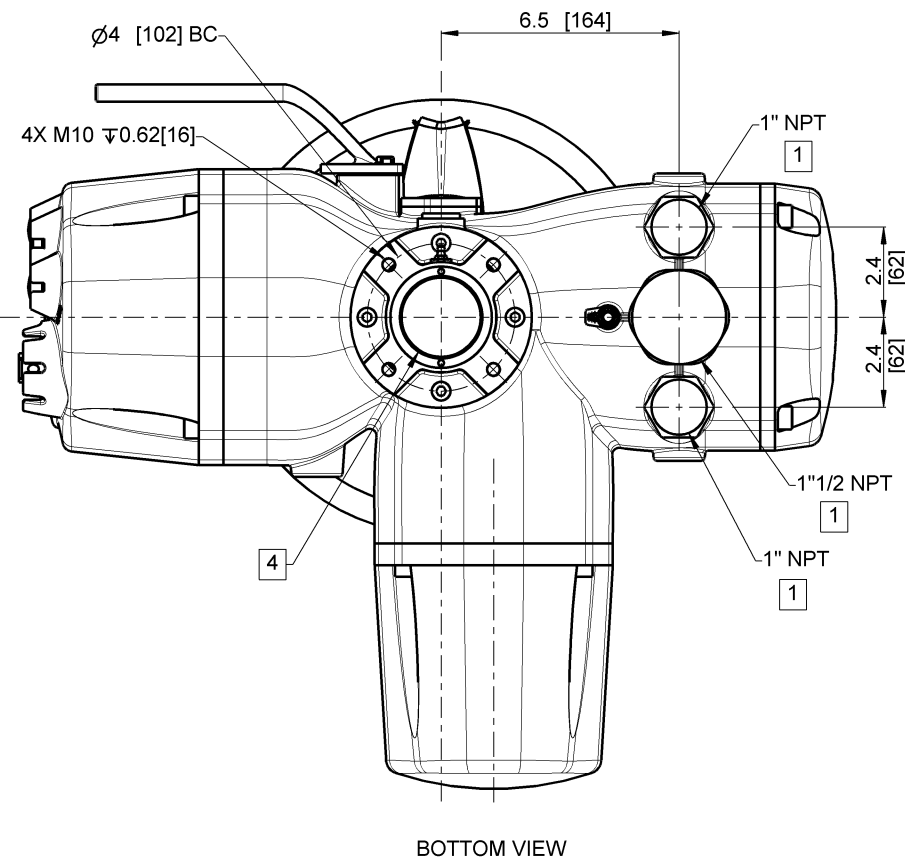
THIS DOCUMENT AND THE DATA DISCLOSED HEREIN OR HEREWITH IS NOT TO BE REPRODUCED, USED OR DISCLOSED IN WHOLE OR IN PART TO ANYONE WITHOUT THE PERMISSION OF EMERSON

NOTES:

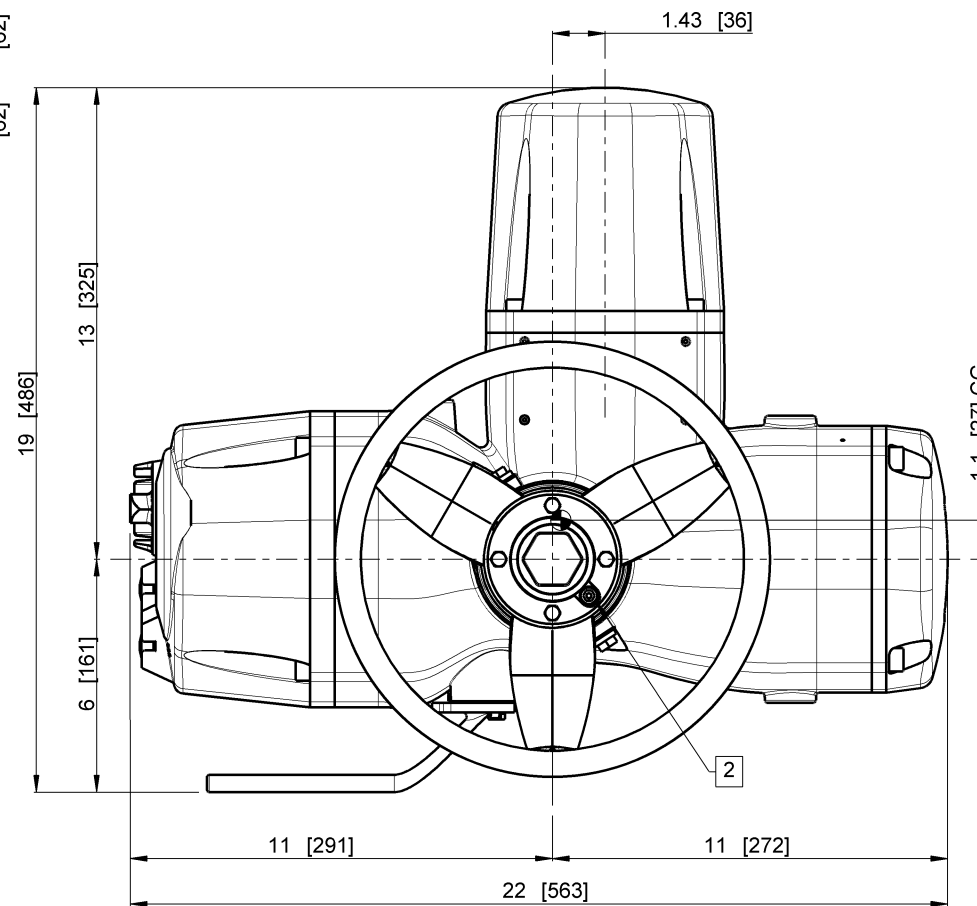
- 1 1" & 1-1/2" NPT ARE PREFERRED WIRE ENTRIES. CAUTION- CONDUIT MUST ENTER AT THE LOWEST POINT TO PREVENT WATER FROM ENTERING ELECTRICAL ENCLOSURE DUE TO CONDENSATION. IF HAZARDOUS (CLASSIFIED) OR NEMA 6 LOCATION, CONDUIT SEAL REQUIRED AT ELECTRICAL ENTRANCES
- 2 OIL PLUGS: M10 & 1/2" RP ISO7/1 PLUG
- 3 LUBRICATION FOR BEARINGS: M6 GREASE PLUG
- 4 SEE DRAWING XTN1335 FOR MOUNTING BASE AND DRIVE COUPLING DETAILS
- 5 ALL APPROXIMATED DIMENSIONS ARE IN INCHES AND DIMENSIONS SHOWN IN BRACKET ARE IN MILLIMETERS.
- 6 THE WEIGHT AND CENTRE OF GRAVITY MENTIONED IN THE DRAWING IS APPROXIMATE. IF WEIGHT AND CENTRE OF GRAVITY NEEDS TO BE UTILIZED FOR THE PURPOSE OF PERFORMING FURTHER CALCULATIONS OR ANALYSIS, CONSULT FACTORY



ISO VIEW



BOTTOM VIEW

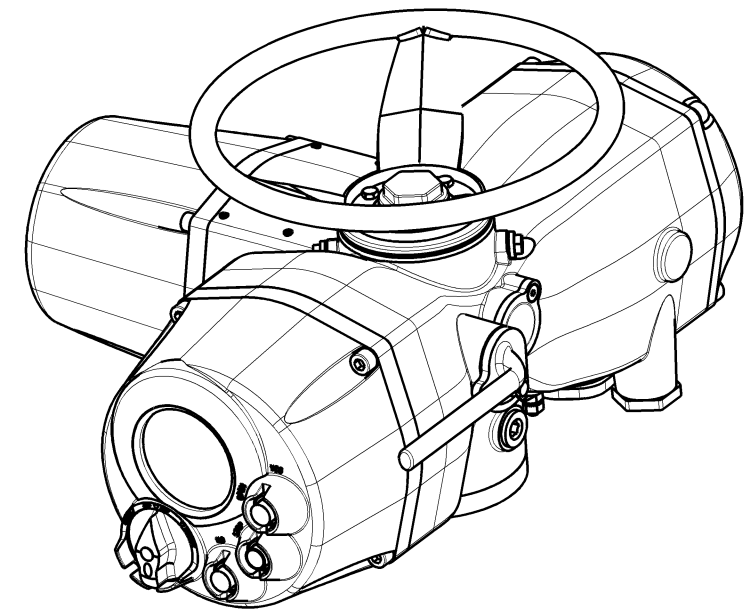
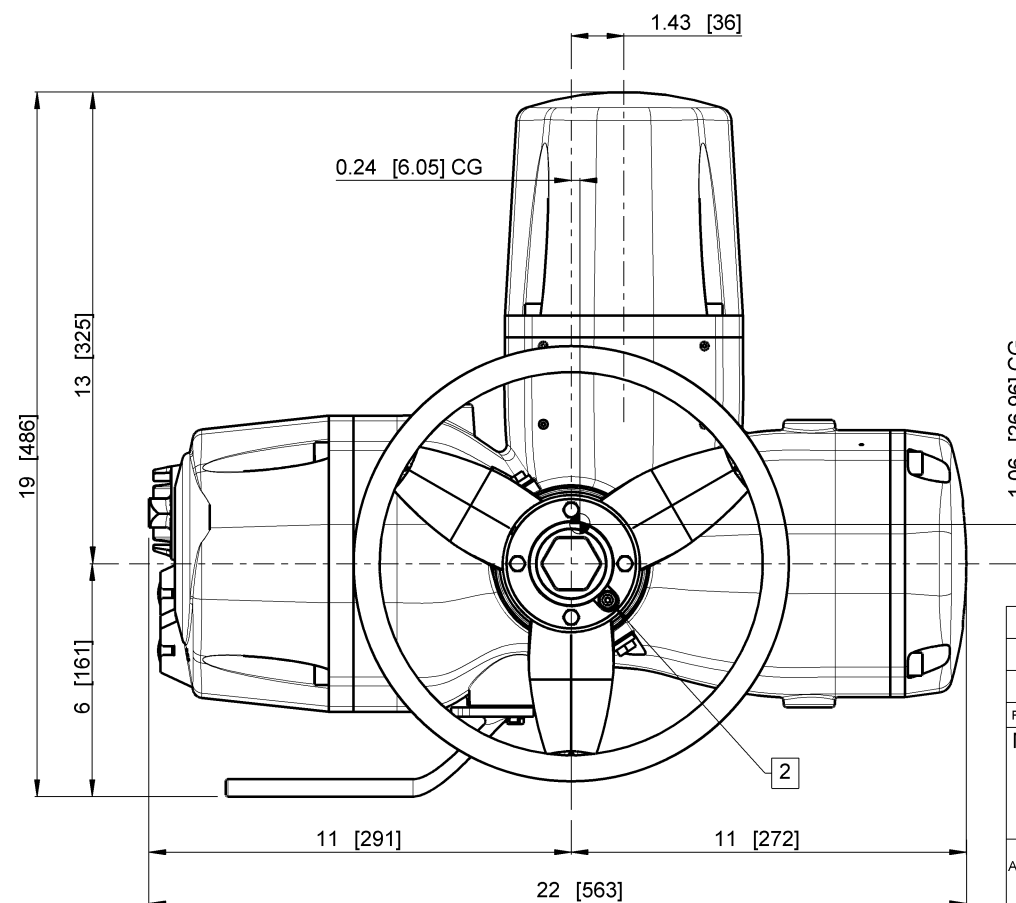
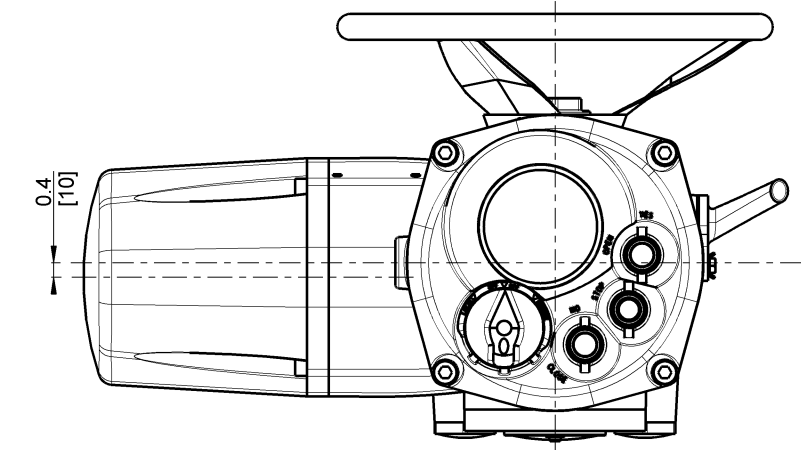
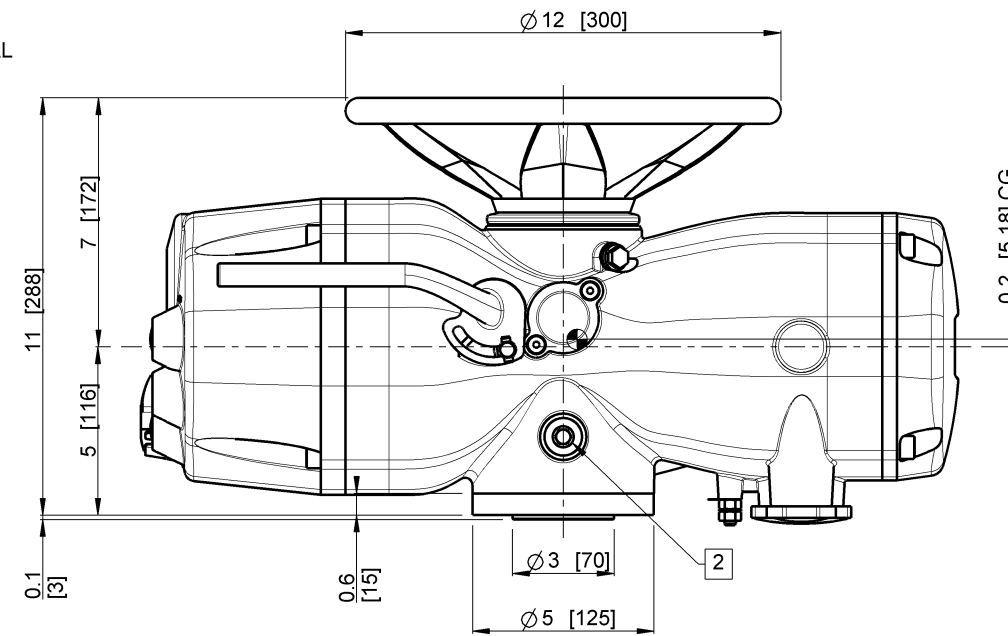
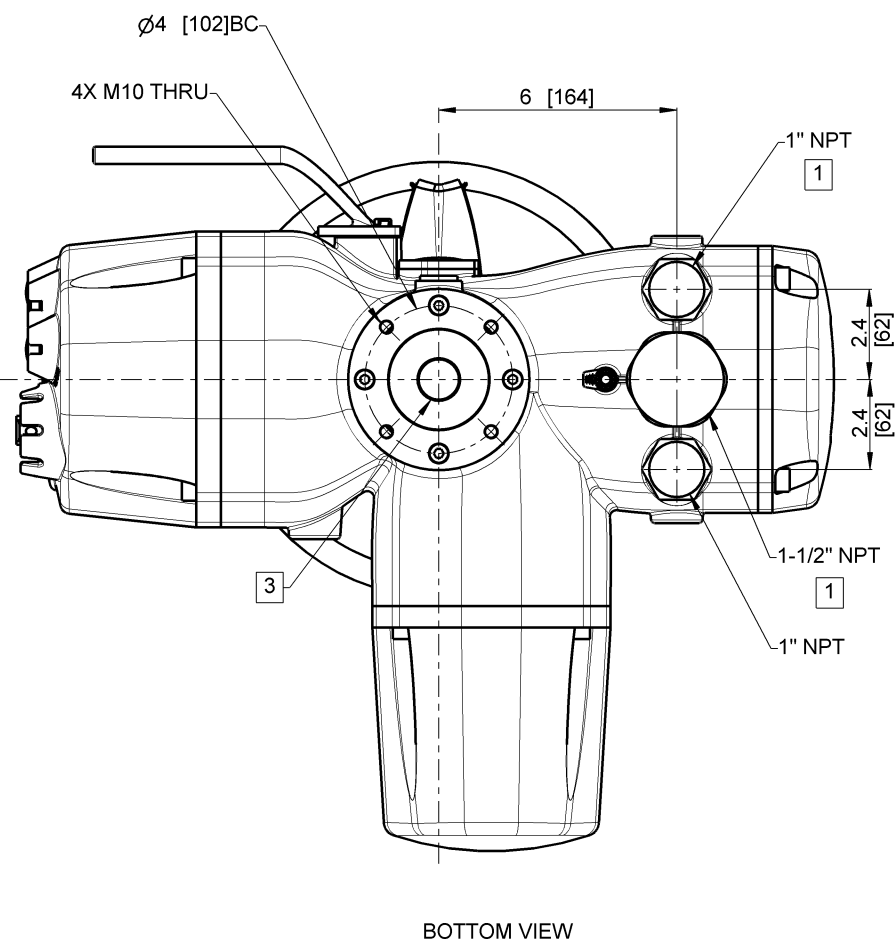


WARNING- THE INSTALLATION & SERVICING INSTRUCTIONS ARE FOR USE BY QUALIFIED PERSONNEL ONLY. TO AVOID INJURY & ELECTRIC SHOCK, DO NOT PERFORM ANY SERVICE ON EMERSON EQUIPMENT UNLESS QUALIFIED.  
 INSTALLATION SHALL BE IN ACCORDANCE WITH CURRENT EDITION OF NATIONAL ELECTRICAL CODE OR APPLICABLE REGIONAL STANDARD

3									
2									
1	24/12/19	PATHE	ESPOSITO F	VIGLIANO L	UPDATED WEIGHT				
Rev.	Data/Date	Eseguito/Drw.	Contr./Check	Approv./Approv.	Descrizione della modifica / Rev. description				
MATERIAL		TREATMENT		 TOLERANCES INTERPRET DIMENSIONS & TOLERANCES PER ASME Y14.5		ACTUATOR MODEL XTE3000			
ALL RIGHTS OF THIS DRAWING ARE RESERVED		WEIGHT		PART NUMBER X ECC010B000AA3A0		DESCRIPTION XTE3000 SIZE 10			
EMERSON		SCALE		DATE		DRAWN BY N. PATHE			
		1:3.5		06/20/2019		CHECKED BY F. ESPOSITO			
						APPROVED BY L. VIGLIANO			
						RAW PIECE			

NOTES:

- 1 1" & 1-1/2" NPT ARE PREFERRED WIRE ENTRIES. CAUTION- CONDUIT MUST ENTER AT THE LOWEST POINT TO PREVENT WATER FROM ENTERING ELECTRICAL ENCLOSURE DUE TO CONDENSATION. IF HAZARDOUS (CLASSIFIED) OR NEMA 6 LOCATION, CONDUIT SEAL REQUIRED AT ELECTRICAL ENTRANCES
- 2 OIL PLUGS: M10 & 1/2" RP ISO7/1 PLUG
- 3 SEE DRAWING XTN1335 FOR MOUNTING BASE AND DRIVE COUPLING DETAILS
- 4 ALL APPROXIMATED DIMENSIONS ARE IN INCHES AND DIMENSIONS SHOWN IN BRACKET ARE IN MILLIMETERS.
- 5 THE WEIGHT AND CENTRE OF GRAVITY MENTIONED IN THE DRAWING IS APPROXIMATE. IF WEIGHT AND CENTRE OF GRAVITY NEEDS TO BE UTILIZED FOR THE PURPOSE OF PERFORMING FURTHER CALCULATIONS OR ANALYSIS, CONSULT FACTORY



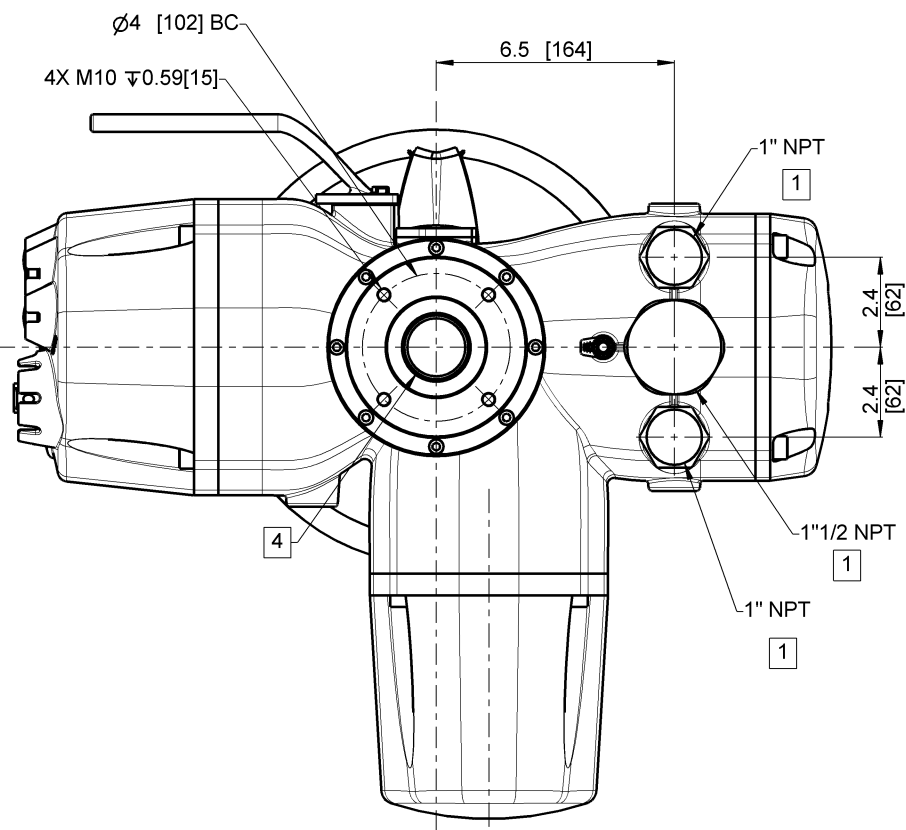
ISO VIEW

WARNING- THE INSTALLATION & SERVICING INSTRUCTIONS ARE FOR USE BY QUALIFIED PERSONNEL ONLY. TO AVOID INJURY & ELECTRIC SHOCK, DO NOT PERFORM ANY SERVICE ON EMERSON EQUIPMENT UNLESS QUALIFIED.  
 INSTALLATION SHALL BE IN ACCORDANCE WITH CURRENT EDITION OF NATIONAL ELECTRICAL CODE OR APPLICABLE REGIONAL STANDARD

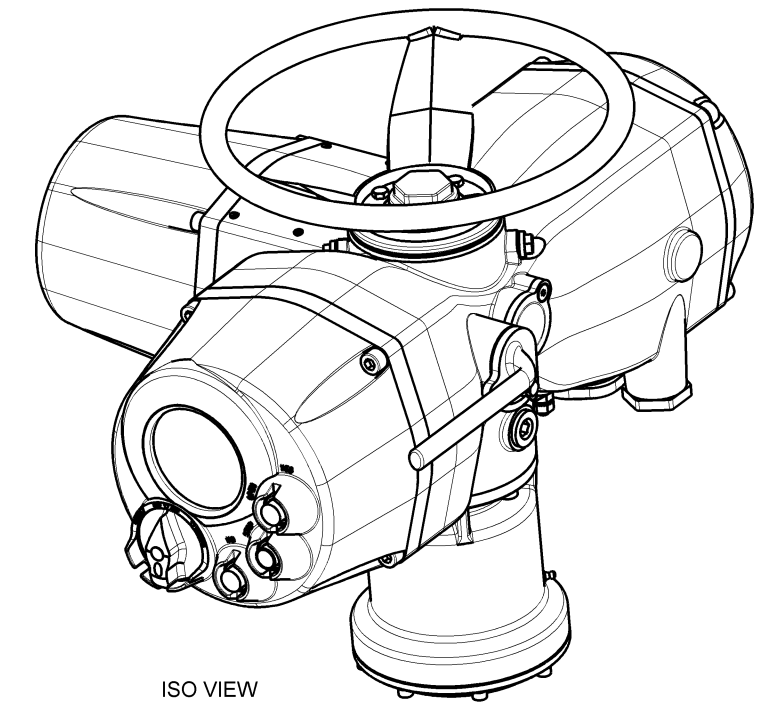
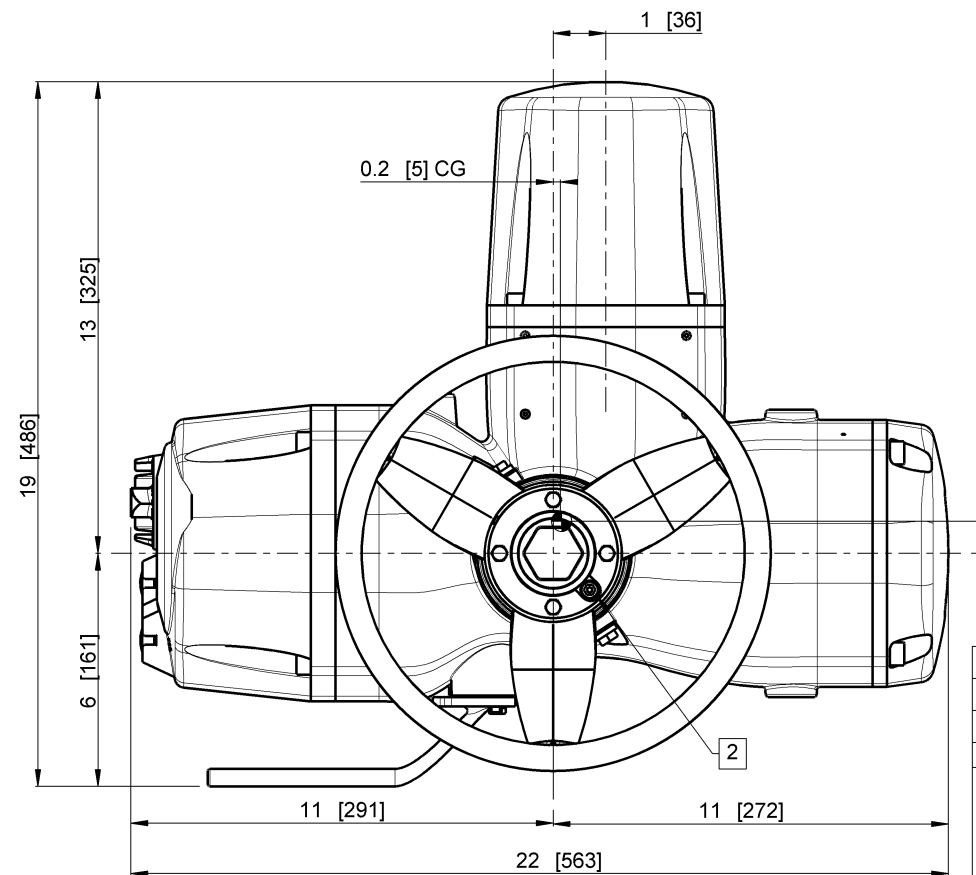
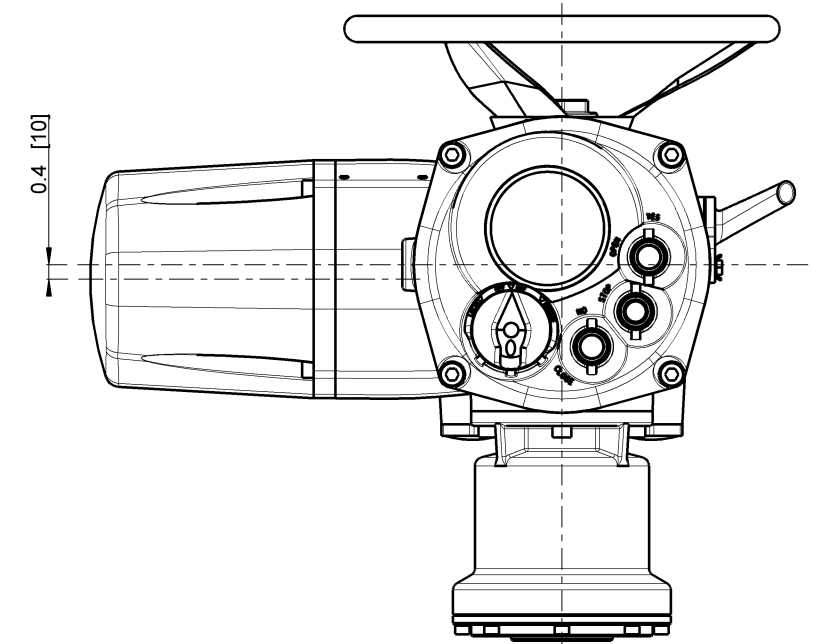
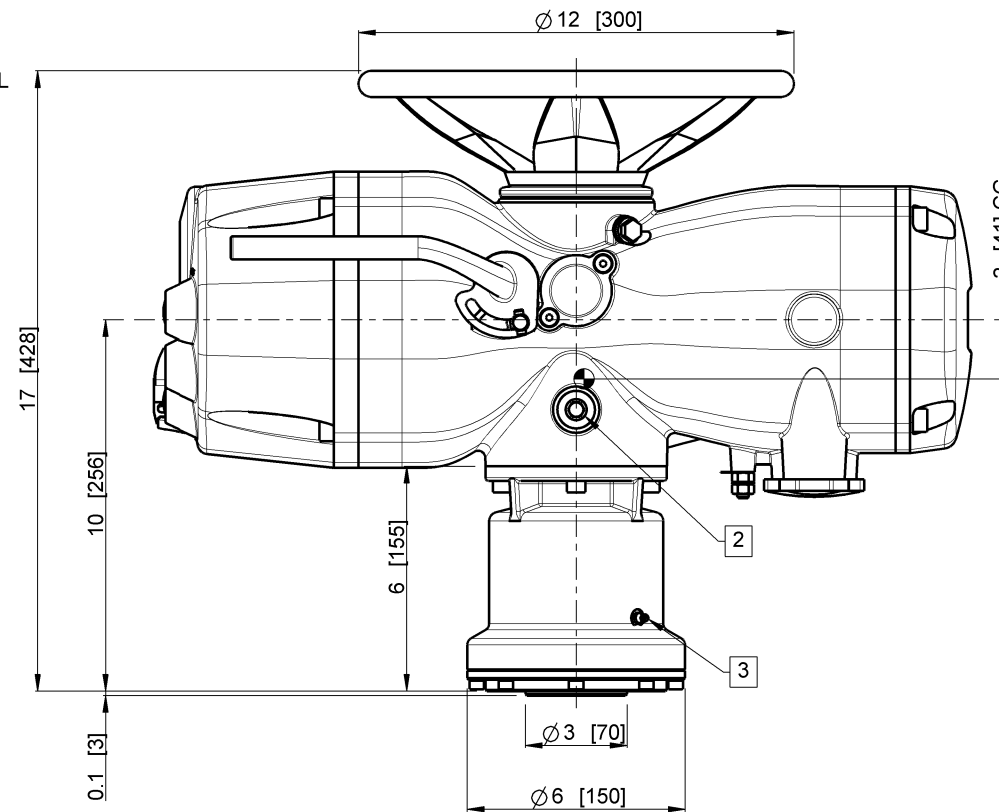
3									
2									
1	26/12/19	PATHE	ESPOSITO F	VIGLIANO L	UPDATED WEIGHT				
Rev.	Data/Date	Eseguito/Drw.	Contr./Check	Approv./Approv.	Descrizione della modifica / Rev. description				
MATERIAL		TREATMENT		 TOLERANCES INTERPRET DIMENSIONS & TOLERANCES PER ASME Y14.5		PART NUMBER <b>X ECC010C000AA3A0</b>			
ALL RIGHTS OF THIS DRAWING ARE RESERVED		ACTUATOR MODEL XTE3000		WEIGHT 70 Lbs		SCALE 1:3.5			
		DESCRIPTION XTE3000 SIZE 10		DATE 06/18/2019		DRAWN BY N. PATHE			
						CHECKED BY F. ESPOSITO			
						APPROVED BY L. VIGLIANO			
RAW PIECE									

NOTES:

- 1 1" & 1-1/2" NPT ARE PREFERRED WIRE ENTRIES. CAUTION- CONDUIT MUST ENTER AT THE LOWEST POINT TO PREVENT WATER FROM ENTERING ELECTRICAL ENCLOSURE DUE TO CONDENSATION. IF HAZARDOUS (CLASSIFIED) OR NEMA 6 LOCATION, CONDUIT SEAL REQUIRED AT ELECTRICAL ENTRANCES
- 2 OIL PLUGS: M10 & 1/2" RP ISO7/1 PLUG
- 3 LUBRICATION FOR BEARINGS: M6 GREASE NIPPLE
- 4 SEE DRAWING XTN1336\_2 FOR MOUNTING BASE AND DRIVE COUPLING DETAILS
- 5 ALL APPROXIMATED DIMENSIONS ARE IN INCHES AND DIMENSIONS SHOWN IN BRACKET ARE IN MILLIMETERS.
- 6 THE WEIGHT AND CENTRE OF GRAVITY MENTIONED IN THE DRAWING IS APPROXIMATE. IF WEIGHT AND CENTRE OF GRAVITY NEEDS TO BE UTILIZED FOR THE PURPOSE OF PERFORMING FURTHER CALCULATIONS OR ANALYSIS, CONSULT FACTORY



BOTTOM VIEW



ISO VIEW

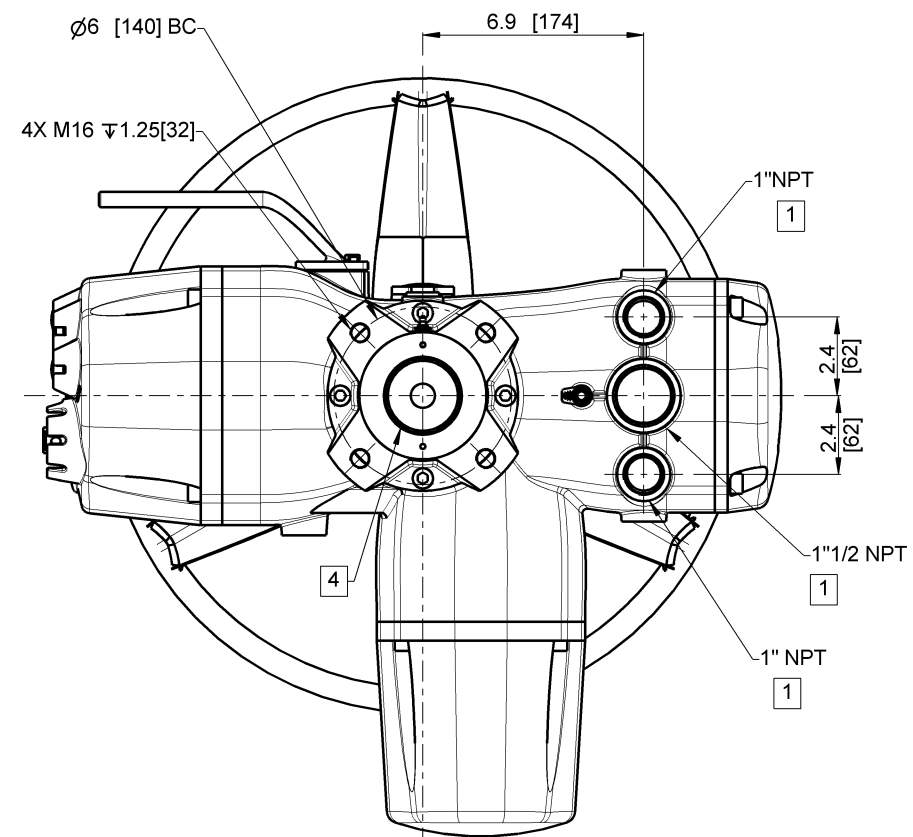
WARNING- THE INSTALLATION & SERVICING INSTRUCTIONS ARE FOR USE BY QUALIFIED PERSONNEL ONLY. TO AVOID INJURY & ELECTRIC SHOCK, DO NOT PERFORM ANY SERVICE ON EMERSON EQUIPMENT UNLESS QUALIFIED.

INSTALLATION SHALL BE IN ACCORDANCE WITH CURRENT EDITION OF NATIONAL ELECTRICAL CODE OR APPLICABLE REGIONAL STANDARD

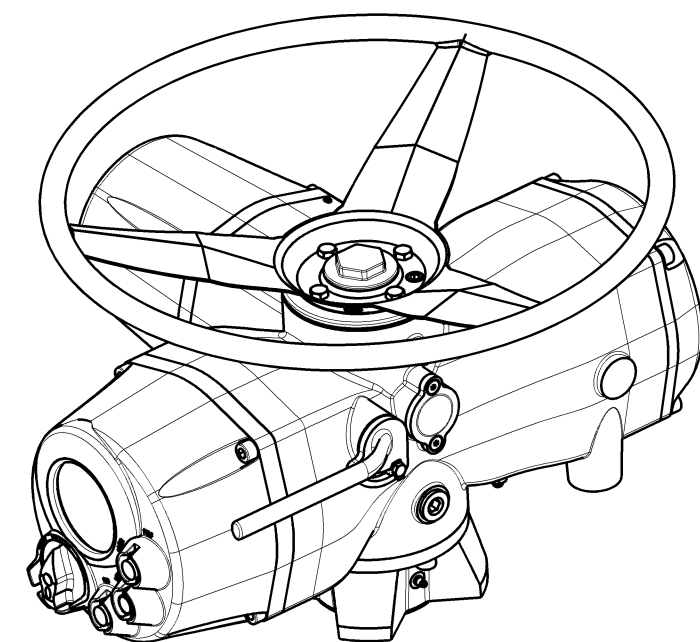
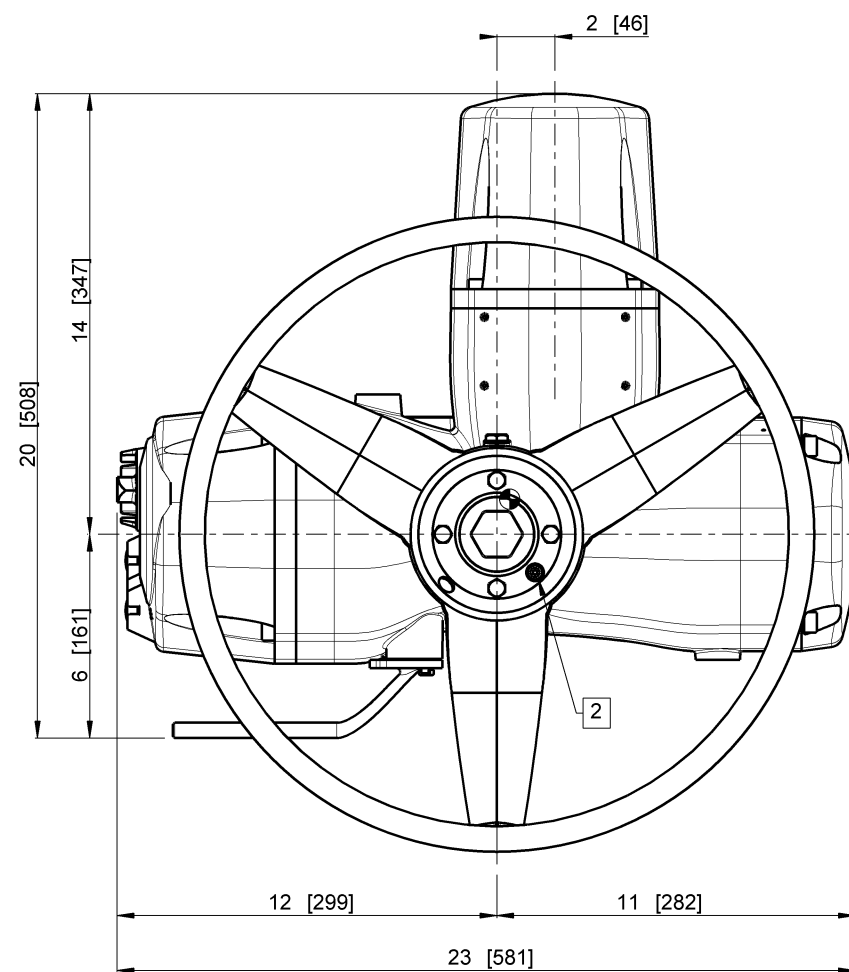
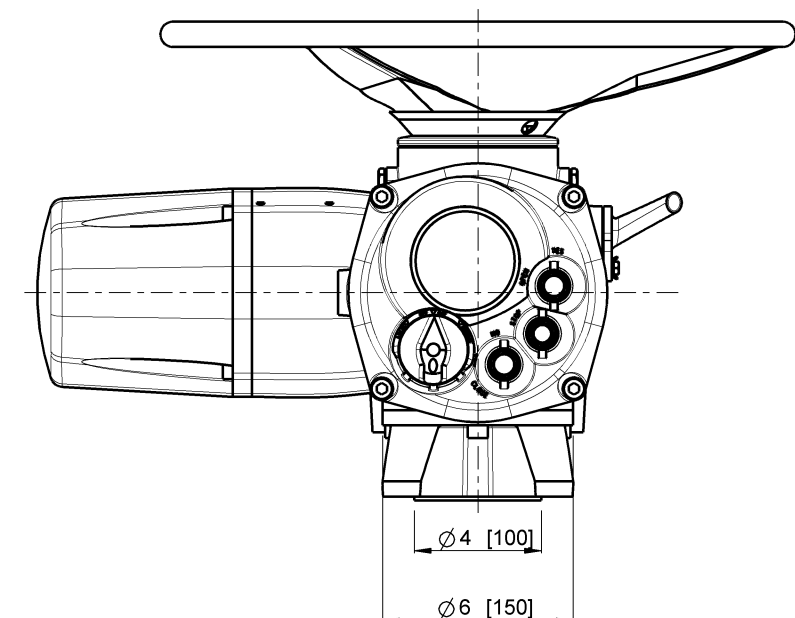
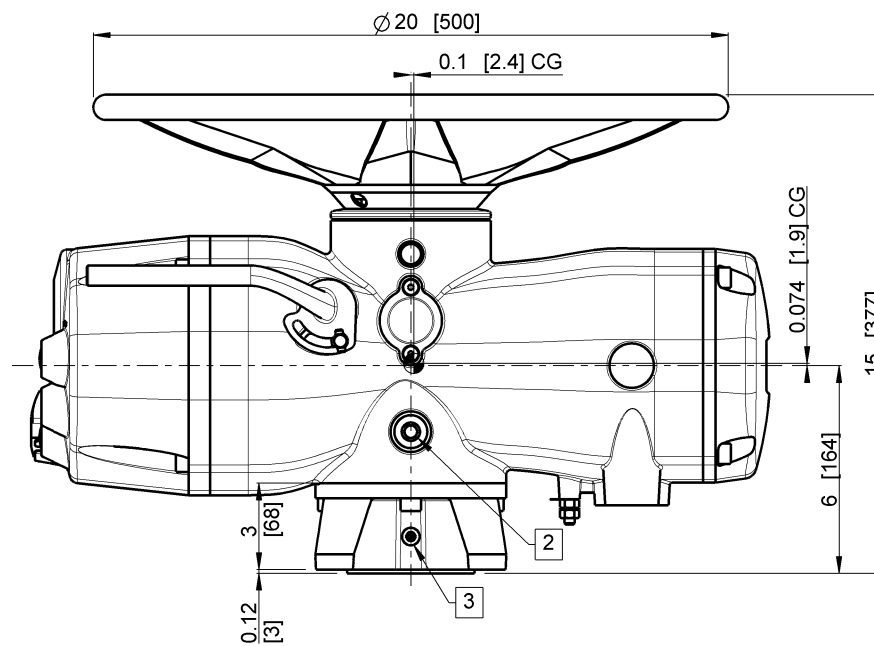
3									
2									
1	24/12/19	SURAJ P	ESPOSITO F	VIGLIANO L	UPDATED WEIGHT				
Rev.	Date/Date	Eseguito/Drw.	Contr./Check	Approv./Approv.	Descrizione della modifica / Rev. description				
MATERIAL		TREATMENT		 TOLERANCES INTERPRET DIMENSIONS & TOLERANCES PER ASME Y14.5		FORMAT A2			
ALL RIGHTS OF THIS DRAWING ARE RESERVED		ACTUATOR MODEL XTE3000		WEIGHT 85 Lbs		PART NUMBER X ECC010D000AA3A0			
		DESCRIPTION XTE3000 SIZE 10		SCALE 1:3.5		DATE 21/06/2019			
				DRAWN BY N. PATHE		CHECKED BY F. ESPOSITO		APPROVED BY L. VIGLIANO	
RAW PIECE									

NOTES:

- 1 1" & 1-1/2" NPT ARE PREFERRED WIRE ENTRIES. CAUTION- CONDUIT MUST ENTER AT THE LOWEST POINT TO PREVENT WATER FROM ENTERING ELECTRICAL ENCLOSURE DUE TO CONDENSATION. IF HAZARDOUS (CLASSIFIED) OR NEMA 6 LOCATION, CONDUIT SEAL REQUIRED AT ELECTRICAL ENTRANCES
- 2 OIL PLUGS: M10 & 1/2" RP ISO7/1 PLUG
- 3 LUBRICATION FOR BEARINGS: M6 GREASE NIPPLE
- 4 SEE DRAWING XTN1335 FOR MOUNTING BASE AND DRIVE COUPLING DETAILS
- 5 ALL APPROXIMATED DIMENSIONS ARE IN INCHES AND DIMENSIONS SHOWN IN BRACKET ARE IN MILLIMETERS.
- 6 THE WEIGHT CENTRE OF GRAVITY MENTIONED IN THE DRAWING IS APPROXIMATE. IF WEIGHT AND CENTRE OF GRAVITY NEEDS TO BE UTILIZED FOR THE PURPOSE OF PERFORMING FURTHER CALCULATIONS OR ANALYSIS, CONSULT FACTORY



BOTTOM VIEW



ISO VIEW

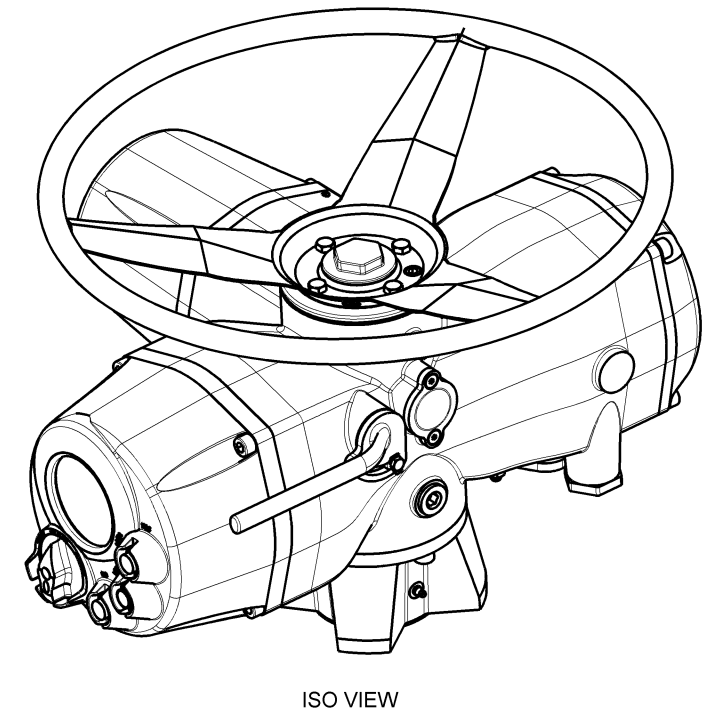
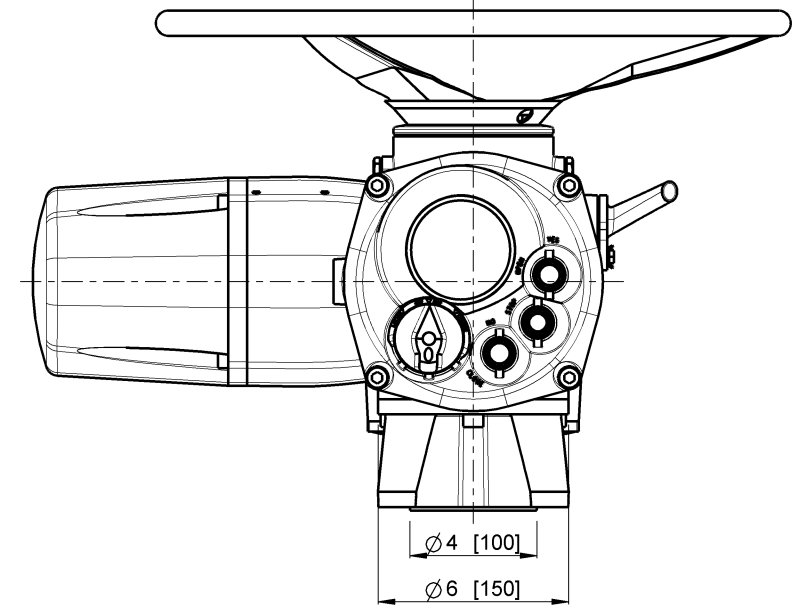
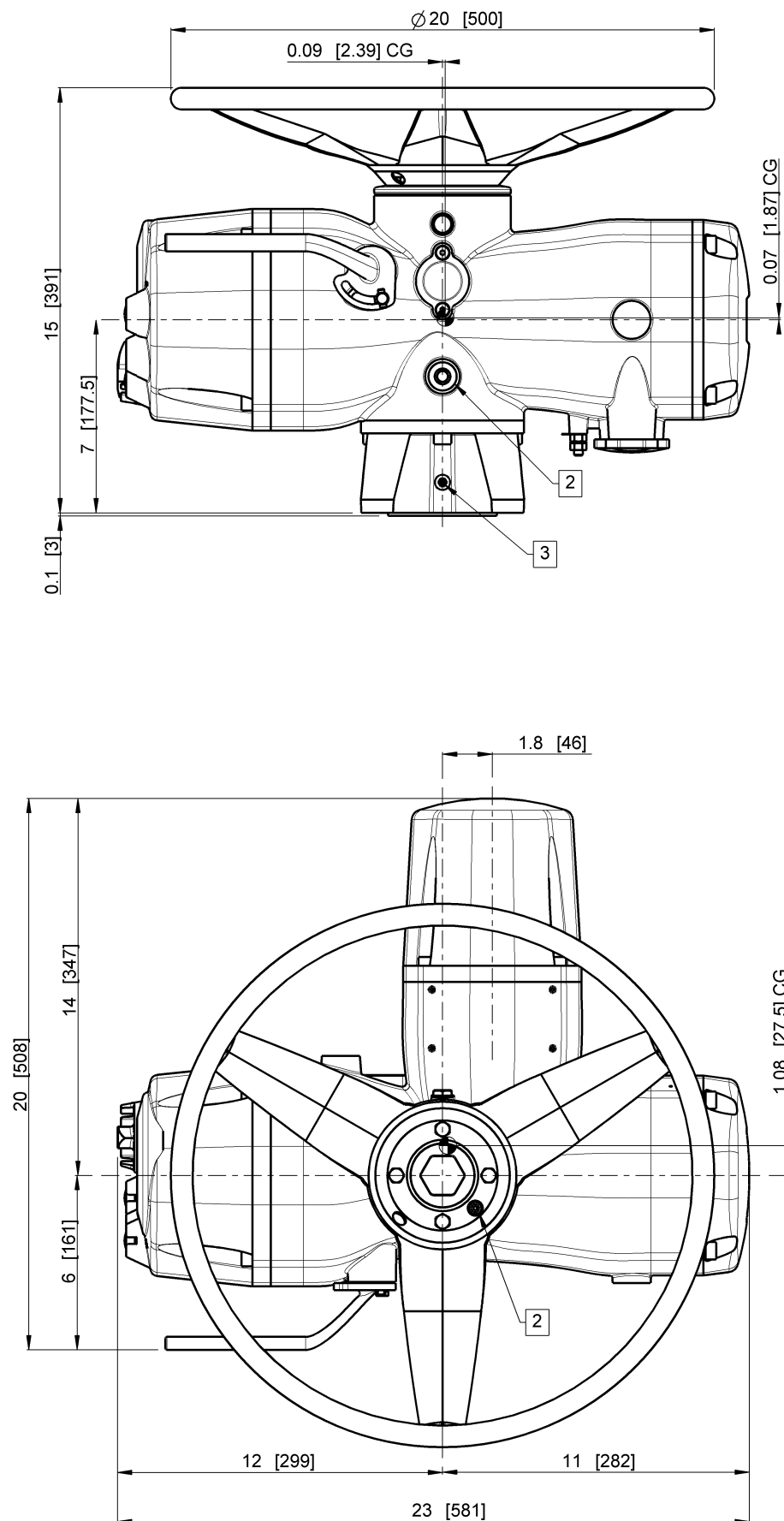
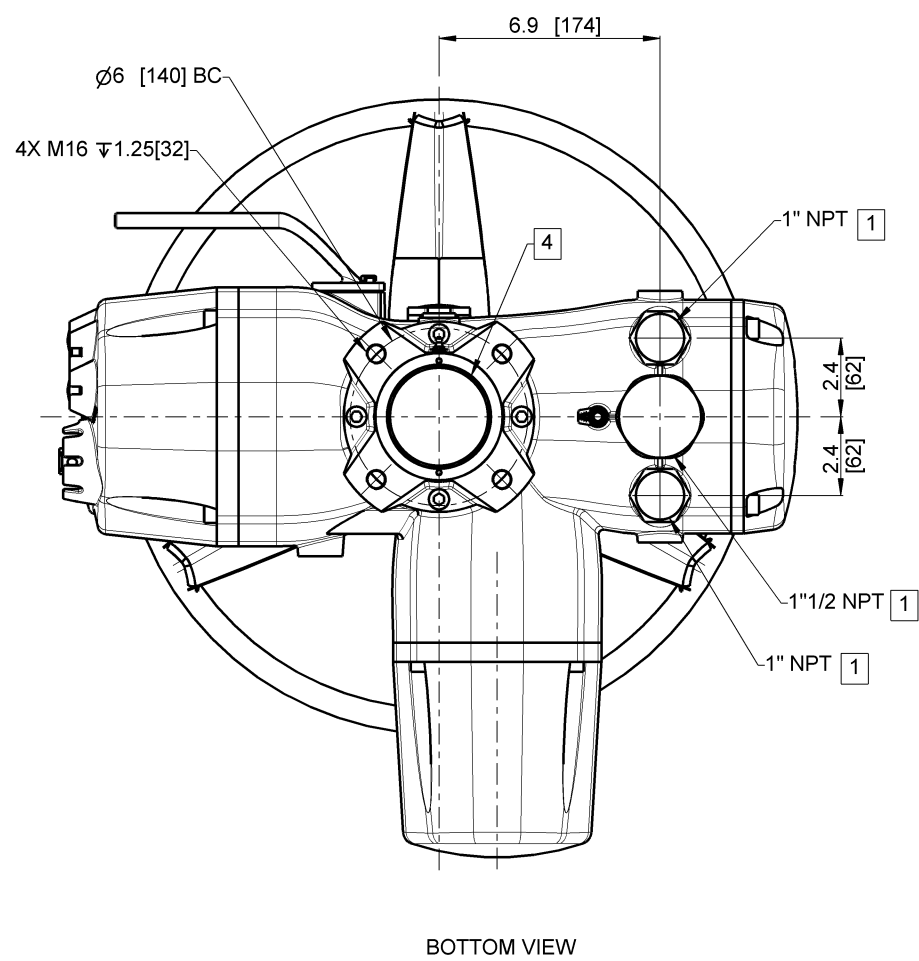
3									
2									
1	24/12/19	SURAJ P	ESPOSITO F	VIGLIANO L	UPDATED WEIGHT				
Rev.	Data/Date	Eseguito/Drw.	Contr./Check	Approv./Approv.	Descrizione della modifica / Rev. description				
MATERIAL		TREATMENT		 TOLERANCES INTERPRET DIMENSIONS & TOLERANCES PER ASME Y14.5		FORMAT A2			
ALL RIGHTS OF THIS DRAWING ARE RESERVED		ACTUATOR MODEL XTE3000		WEIGHT 99 Lbs		PART NUMBER X ECC020A000AA3A0			
		DESCRIPTION XTE3000 SIZE 20				SCALE 1:4		DATE 06/20/2019	
						DRAWN BY	CHECKED BY	APPROVED BY	
						N.PATHE	F.ESPOSITO	L.VIGLIANO	
RAW PIECE									

WARNING- THE INSTALLATION & SERVICING INSTRUCTIONS ARE FOR USE BY QUALIFIED PERSONNEL ONLY. TO AVOID INJURY & ELECTRIC SHOCK, DO NOT PERFORM ANY SERVICE ON EMERSON EQUIPMENT UNLESS QUALIFIED.

INSTALLATION SHALL BE IN ACCORDANCE WITH CURRENT EDITION OF NATIONAL ELECTRICAL CODE OR APPLICABLE REGIONAL STANDARD

NOTES:

- 1 1" & 1-1/2" NPT ARE PREFERRED WIRE ENTRIES. CAUTION- CONDUIT MUST ENTER AT THE LOWEST POINT TO PREVENT WATER FROM ENTERING ELECTRICAL ENCLOSURE DUE TO CONDENSATION. IF HAZARDOUS (CLASSIFIED) OR NEMA 6 LOCATION, CONDUIT SEAL REQUIRED AT ELECTRICAL ENTRANCES
- 2 OIL PLUGS: M10 & 1/2" RP ISO7/1 PLUG
- 3 LUBRICATION FOR BEARINGS: M6 GREASE NIPPLE
- 4 SEE DRAWING XTN1335 FOR MOUNTING BASE AND DRIVE COUPLING DETAILS
- 5 ALL APPROXIMATED DIMENSIONS ARE IN INCHES AND DIMENSIONS SHOWN IN BRACKET ARE IN MILLIMETERS.
- 6 THE WEIGHT AND CENTRE OF GRAVITY MENTIONED IN THE DRAWING IS APPROXIMATE. IF WEIGHT AND CENTRE OF GRAVITY NEEDS TO BE UTILIZED FOR THE PURPOSE OF PERFORMING FURTHER CALCULATIONS OR ANALYSIS, CONSULT FACTORY



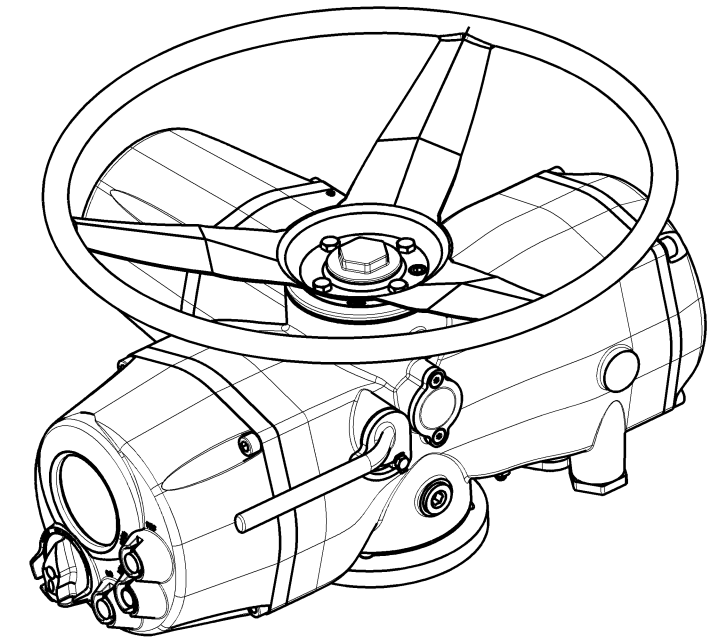
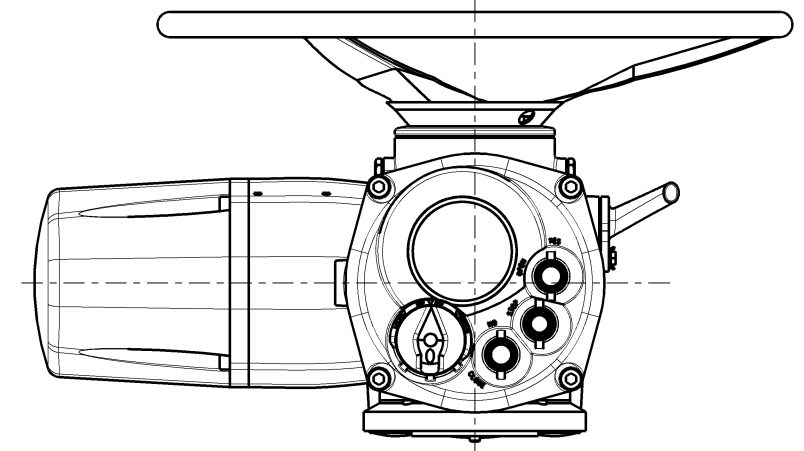
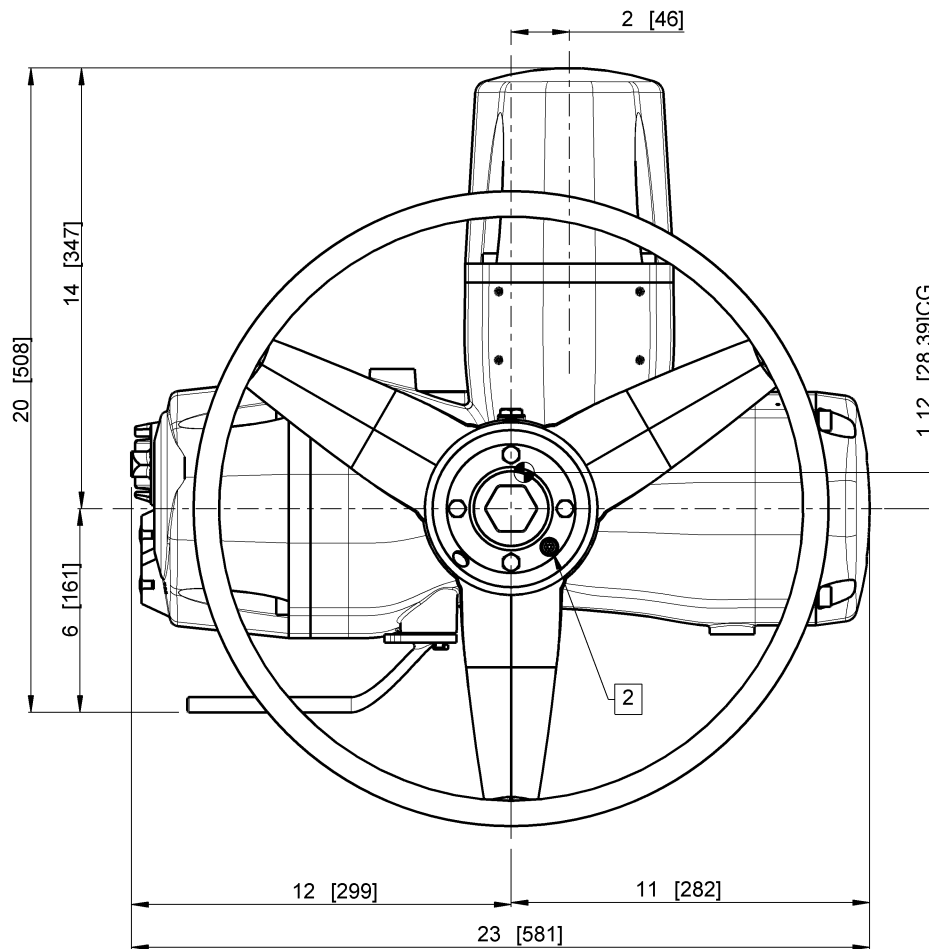
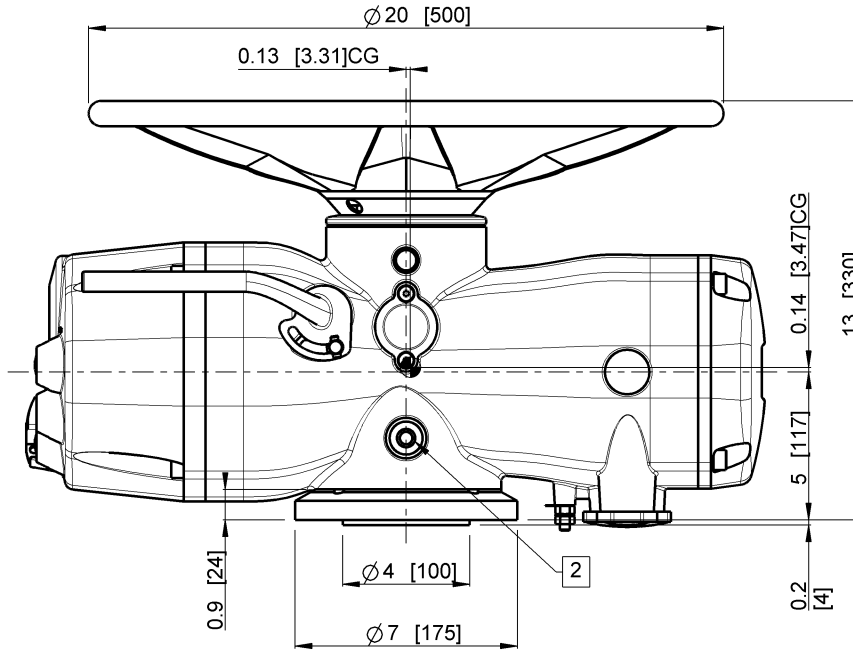
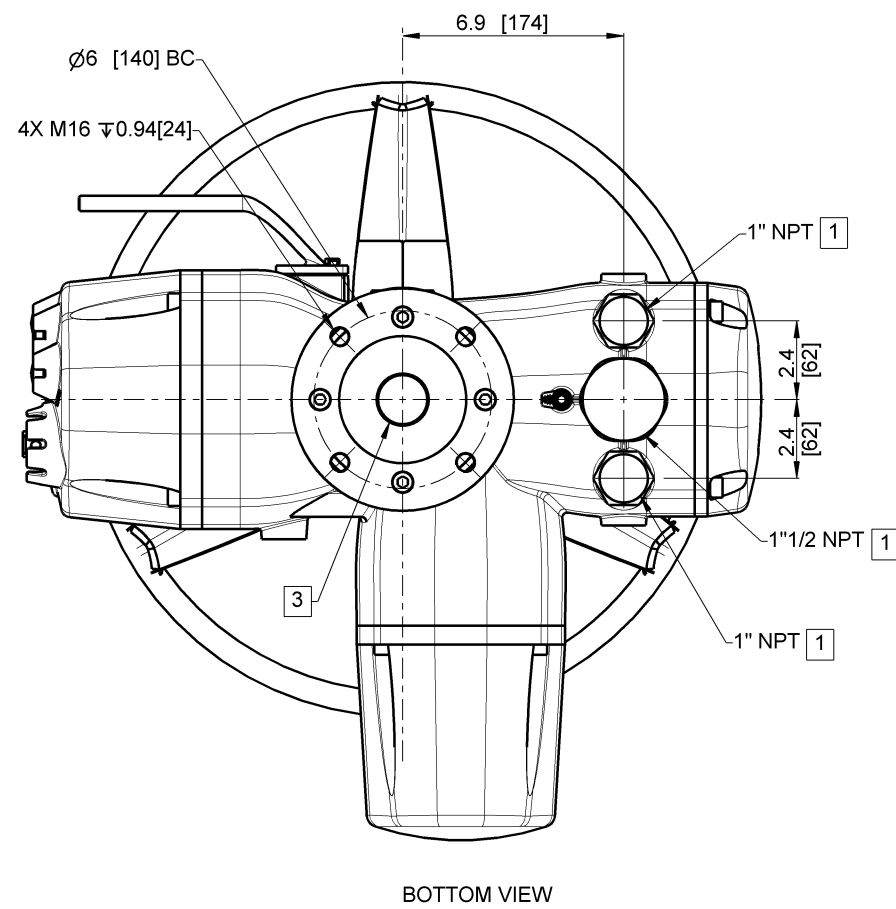
WARNING- THE INSTALLATION & SERVICING INSTRUCTIONS ARE FOR USE BY QUALIFIED PERSONNEL ONLY. TO AVOID INJURY & ELECTRIC SHOCK, DO NOT PERFORM ANY SERVICE ON EMERSON EQUIPMENT UNLESS QUALIFIED.

INSTALLATION SHALL BE IN ACCORDANCE WITH CURRENT EDITION OF NATIONAL ELECTRICAL CODE OR APPLICABLE REGIONAL STANDARD

3																	
2																	
1	13/12/19	PATHE	ESPOSITO F	VIGLIANO L	UPDATED WEIGHT												
Rev.	Data/Date	Eseguito/Drw.	Contr./Check	Approv./Approv.	Descrizione della modifica / Rev. description												
MATERIAL		TREATMENT		 TOLERANCES INTERPRET DIMENSIONS & TOLERANCES PER ASME Y14.5		ALL RIGHTS OF THIS DRAWING ARE RESERVED		ACTUATOR MODEL XTE3000		WEIGHT 100 Lbs		PART NUMBER X ECC020B000AA3A0					
		DESCRIPTION		XTE3000 SIZE 20		SCALE		DATE		1:4 06/20/2019		DRAWN BY N. PATHE		CHECKED BY F. ESPOSITO		APPROVED BY L. VIGLIANO	
						RAW PIECE											

NOTES:

- 1 1" & 1-1/2" NPT ARE PREFERRED WIRE ENTRIES. CAUTION- CONDUIT MUST ENTER AT THE LOWEST POINT TO PREVENT WATER FROM ENTERING ELECTRICAL ENCLOSURE DUE TO CONDENSATION. IF HAZARDOUS (CLASSIFIED) OR NEMA 6 LOCATION, CONDUIT SEAL REQUIRED AT ELECTRICAL ENTRANCES
- 2 OIL PLUGS: M10 & 1/2" RP ISO7/1 PLUG
- 3 SEE DRAWING XTN1335 FOR MOUNTING BASE AND DRIVE COUPLING DETAILS
- 4 ALL APPROXIMATED DIMENSIONS ARE IN INCHES AND DIMENSIONS SHOWN IN BRACKET ARE IN MILLIMETERS.
- 5 THE WEIGHT AND CENTRE OF GRAVITY MENTIONED IN THE DRAWING IS APPROXIMATE. IF WEIGHT AND CENTRE OF GRAVITY NEEDS TO BE UTILIZED FOR THE PURPOSE OF PERFORMING FURTHER CALCULATIONS OR ANALYSIS, CONSULT FACTORY



ISO VIEW

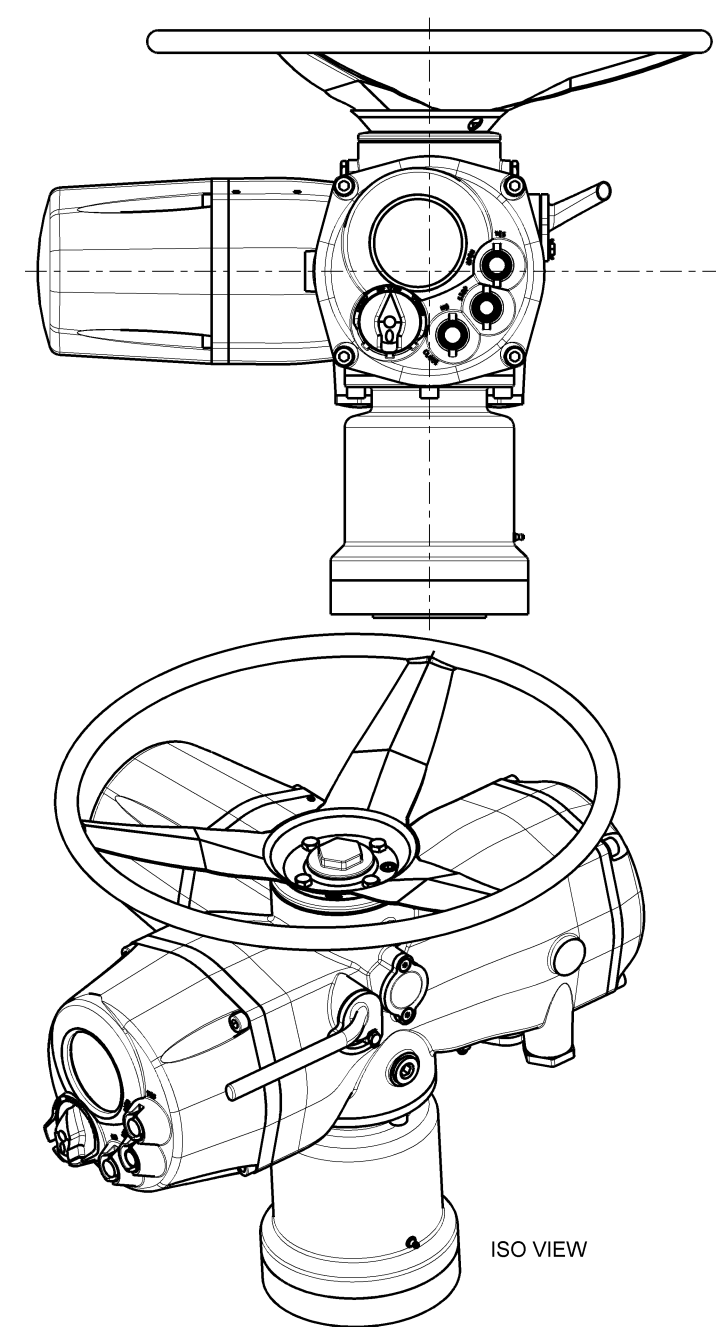
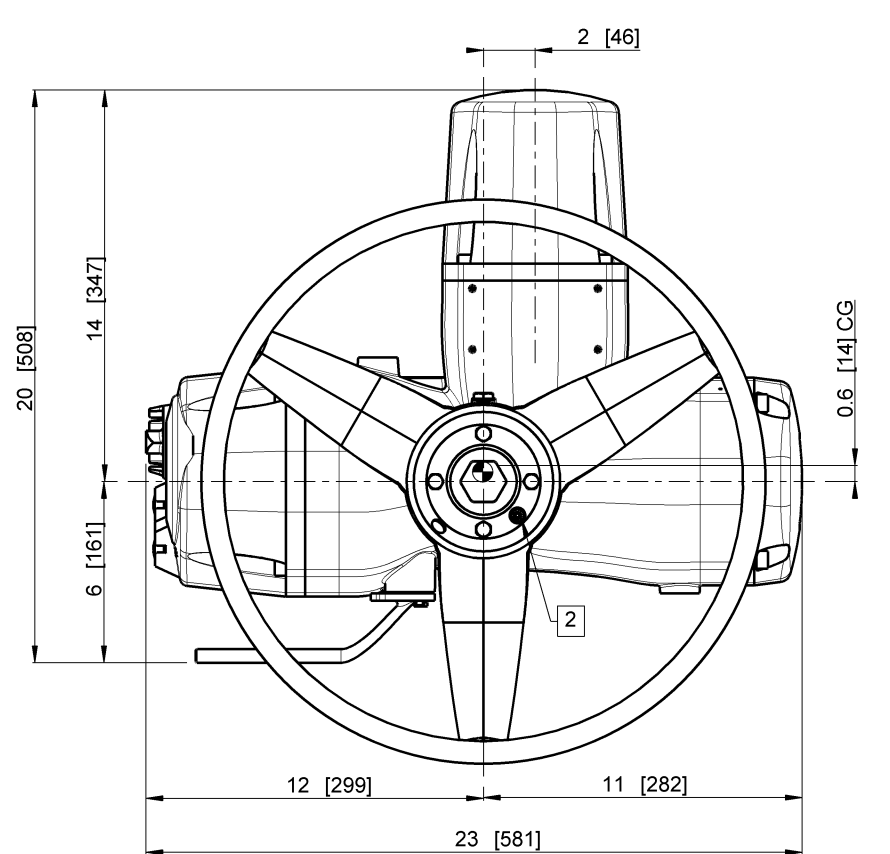
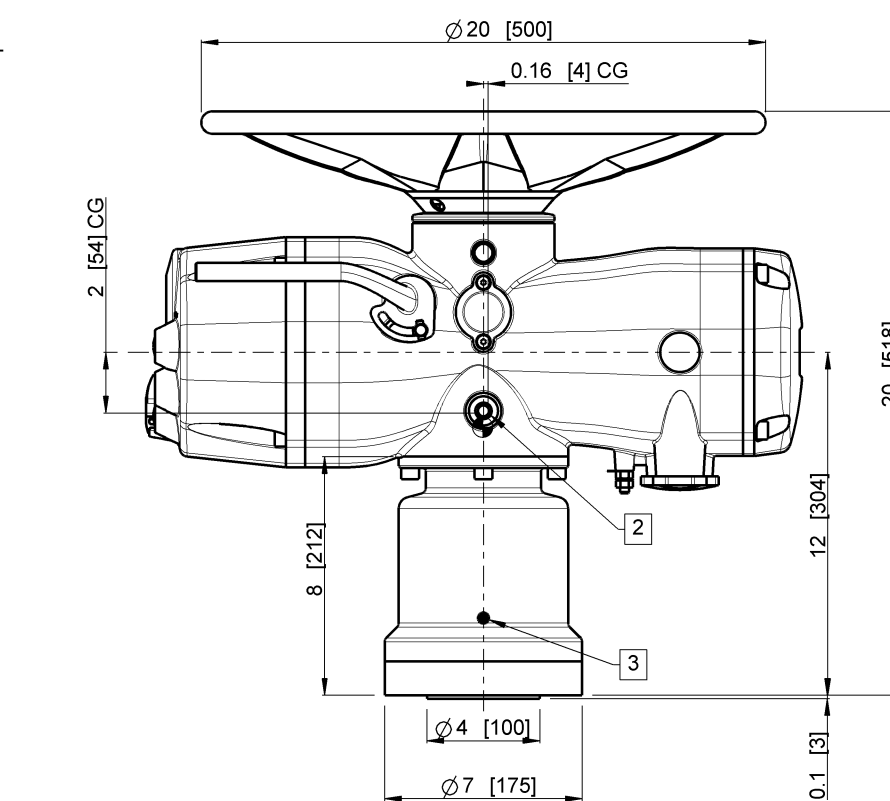
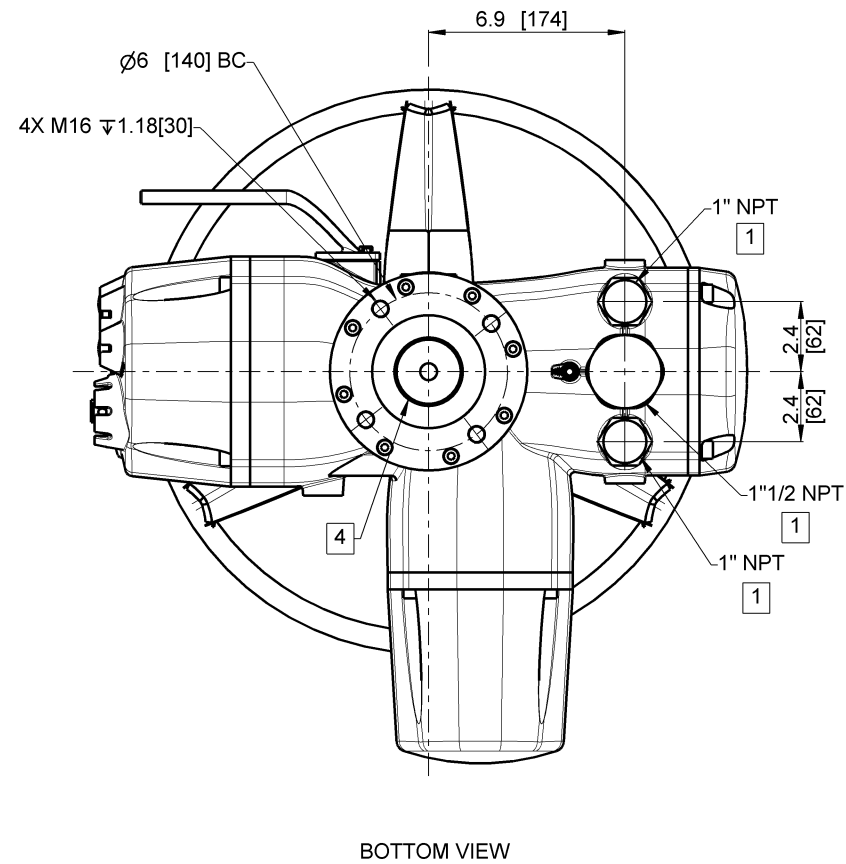
WARNING- THE INSTALLATION & SERVICING INSTRUCTIONS ARE FOR USE BY QUALIFIED PERSONNEL ONLY. TO AVOID INJURY & ELECTRIC SHOCK, DO NOT PERFORM ANY SERVICE ON EMERSON EQUIPMENT UNLESS QUALIFIED.

INSTALLATION SHALL BE IN ACCORDANCE WITH CURRENT EDITION OF NATIONAL ELECTRICAL CODE OR APPLICABLE REGIONAL STANDARD

3								
2								
1	26/12/19	SURAJ P	ESPOSITO F	VIGLIANO L	UPDATED WEIGHT			
Rev.	Data/Date	Eseguito/Drw.	Contr./Check	Approv./Approv.	Descrizione della modifica / Rev. description			
MATERIAL		TREATMENT		 TOLERANCES INTERPRET DIMENSIONS & TOLERANCES PER ASME Y14.5		FORMAT A2		
ALL RIGHTS OF THIS DRAWING ARE RESERVED		ACTUATOR MODEL XTE3000		WEIGHT 99 Lbs		PART NUMBER X ECC020C000AA3A0		
		DESCRIPTION XTE3000 SIZE 20		SCALE 1:4		DATE 21/06/2019		
				DRAWN BY N. PATHE		CHECKED BY F. ESPOSITO		
				APPROVED BY L. VIGLIANO		RAW PIECE		

NOTES:

- 1 1" & 1-1/2" NPT ARE PREFERRED WIRE ENTRIES. CAUTION- CONDUIT MUST ENTER AT THE LOWEST POINT TO PREVENT WATER FROM ENTERING ELECTRICAL ENCLOSURE DUE TO CONDENSATION. IF HAZARDOUS (CLASSIFIED) OR NEMA 6 LOCATION, CONDUIT SEAL REQUIRED AT ELECTRICAL ENTRANCES
- 2 OIL PLUGS: M10 & 1/2" RP ISO7/1 PLUG
- 3 LUBRICATION FOR BEARINGS: M6 GREASE NIPPLE
- 4 SEE DRAWING XTN1336\_2 FOR MOUNTING BASE AND DRIVE COUPLING DETAILS
- 5 ALL APPROXIMATED DIMENSIONS ARE IN INCHES AND DIMENSIONS SHOWN IN BRACKET ARE IN MILLIMETERS.
- 6 THE WEIGHT AND CENTRE OF GRAVITY MENTIONED IN THE DRAWING IS APPROXIMATE. IF WEIGHT AND CENTRE OF GRAVITY NEEDS TO BE UTILIZED FOR THE PURPOSE OF PERFORMING FURTHER CALCULATIONS OR ANALYSIS, CONSULT FACTORY



WARNING- THE INSTALLATION & SERVICING INSTRUCTIONS ARE FOR USE BY QUALIFIED PERSONNEL ONLY. TO AVOID INJURY & ELECTRIC SHOCK, DO NOT PERFORM ANY SERVICE ON EMERSON EQUIPMENT UNLESS QUALIFIED.

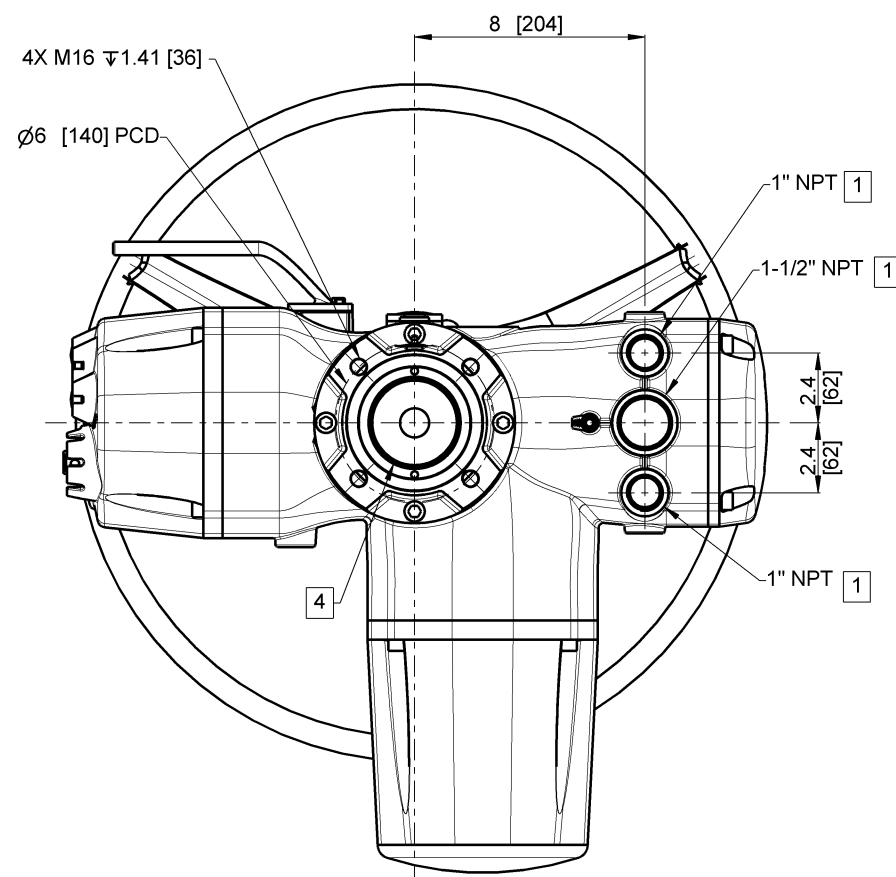
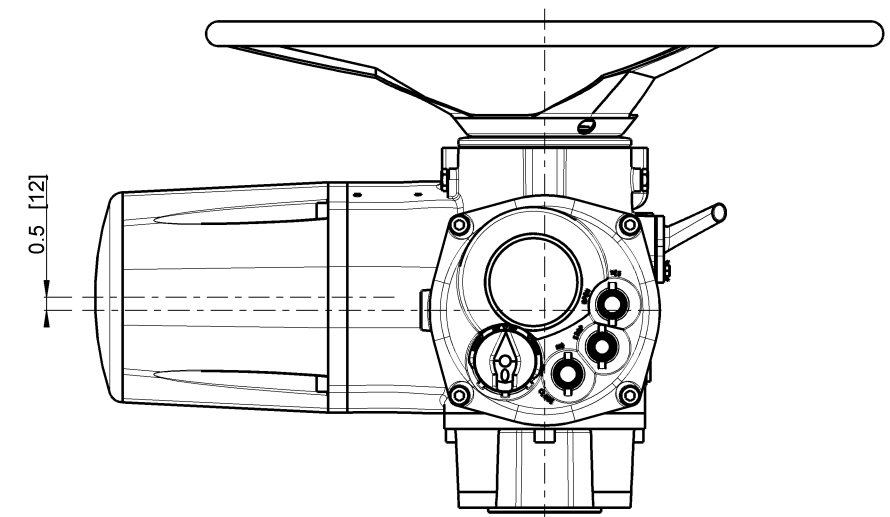
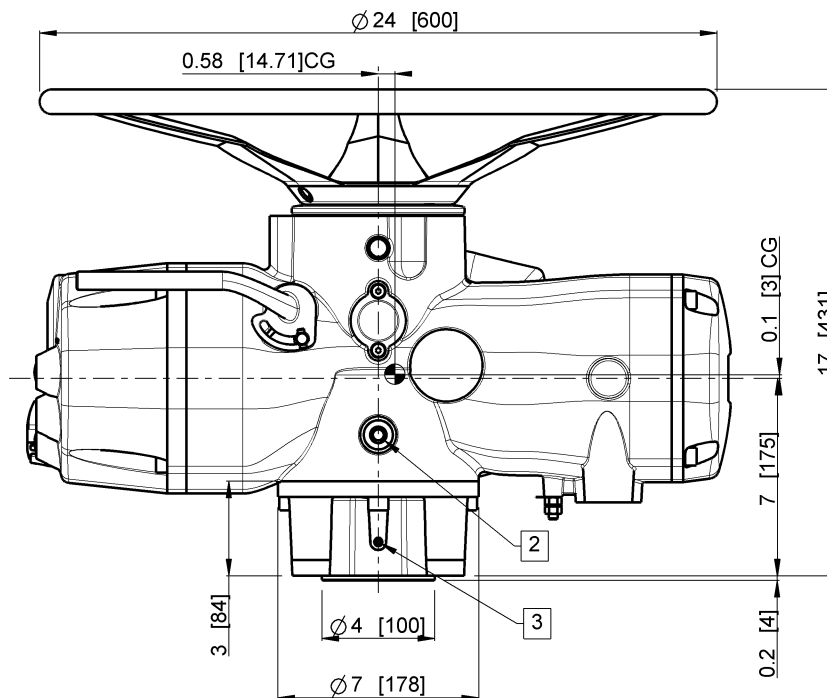
INSTALLATION SHALL BE IN ACCORDANCE WITH CURRENT EDITION OF NATIONAL ELECTRICAL CODE OR APPLICABLE REGIONAL STANDARD

3									
2									
1	17/12/19	SURAJ P	ESPOSITO F	VIGLIANO L	UPDATED WEIGHT				
Rev.	Data/Date	Eseguito/Drw.	Contr./Check	Approv./Approv.	Descrizione della modifica / Rev. description				
MATERIAL		TREATMENT		 TOLERANCES INTERPRET DIMENSIONS & TOLERANCES PER ASME Y14.5		ALL RIGHTS OF THIS DRAWING ARE RESERVED			
ACTUATOR MODEL		WEIGHT		PART NUMBER		XTE3000 114 Lbs X ECC020D000AA3A0			
DESCRIPTION		SCALE		DATE		XTE3000 SIZE 20 1:4.5 06/21/2019			
		DRAWN BY		CHECKED BY		APPROVED BY			
		N. PATHE		F. ESPOSITO		L. VIGLIANO			
						RAW PIECE			

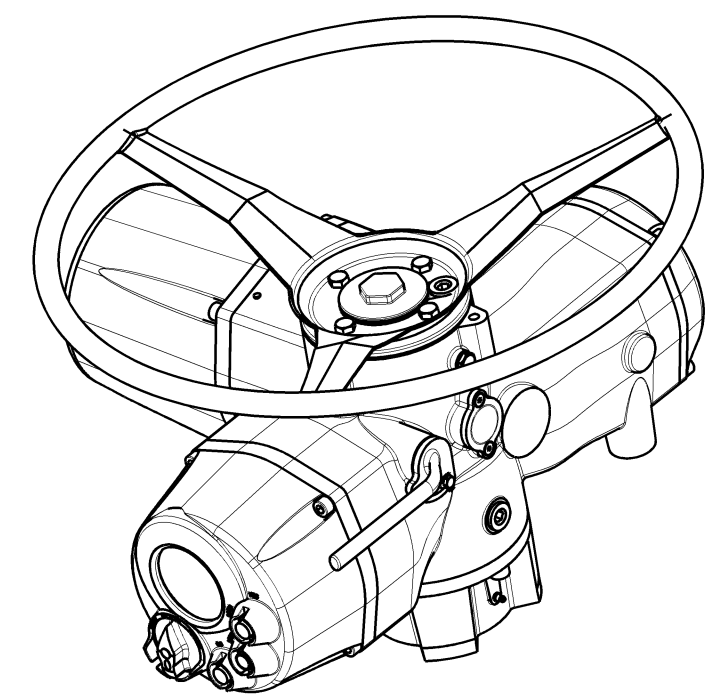
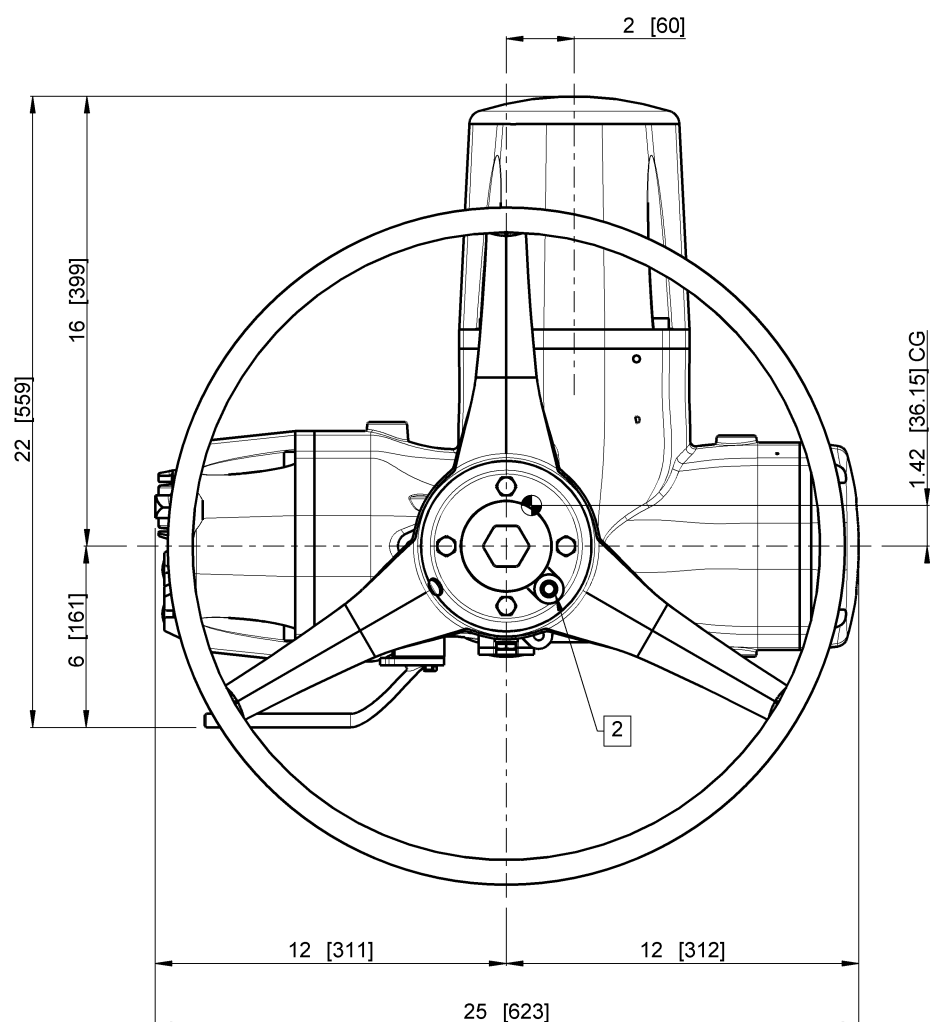


NOTES:

- 1 1" & 1-1/2" NPT ARE PREFERRED WIRE ENTRIES. CAUTION- CONDUIT MUST ENTER AT THE LOWEST POINT TO PREVENT WATER FROM ENTERING ELECTRICAL ENCLOSURE DUE TO CONDENSATION. IF HAZARDOUS (CLASSIFIED) OR NEMA 6 LOCATION, CONDUIT SEAL REQUIRED AT ELECTRICAL ENTRANCES
- 2 OIL PLUGS: 2X 1/2" RP ISO7/1 PLUG
- 3 LUBRICATION FOR BEARINGS: M6 GREASE PLUG
- 4 SEE DRAWING XTN1335 FOR MOUNTING BASE AND DRIVE COUPLING DETAILS
- 5 ALL APPROXIMATED DIMENSIONS ARE IN INCHES AND DIMENSIONS SHOWN IN BRACKET ARE IN MILLIMETERS.
- 6 THE WEIGHT AND CENTRE OF GRAVITY MENTIONED IN THE DRAWING IS APPROXIMATE. IF WEIGHT AND CENTRE OF GRAVITY NEEDS TO BE UTILIZED FOR THE PURPOSE OF PERFORMING FURTHER CALCULATIONS OR ANALYSIS, CONSULT FACTORY



BOTTOM VIEW



ISO VIEW

WARNING- THE INSTALLATION & SERVICING INSTRUCTIONS ARE FOR USE BY QUALIFIED PERSONNEL ONLY. TO AVOID INJURY & ELECTRIC SHOCK, DO NOT PERFORM ANY SERVICE ON EMERSON EQUIPMENT UNLESS QUALIFIED.

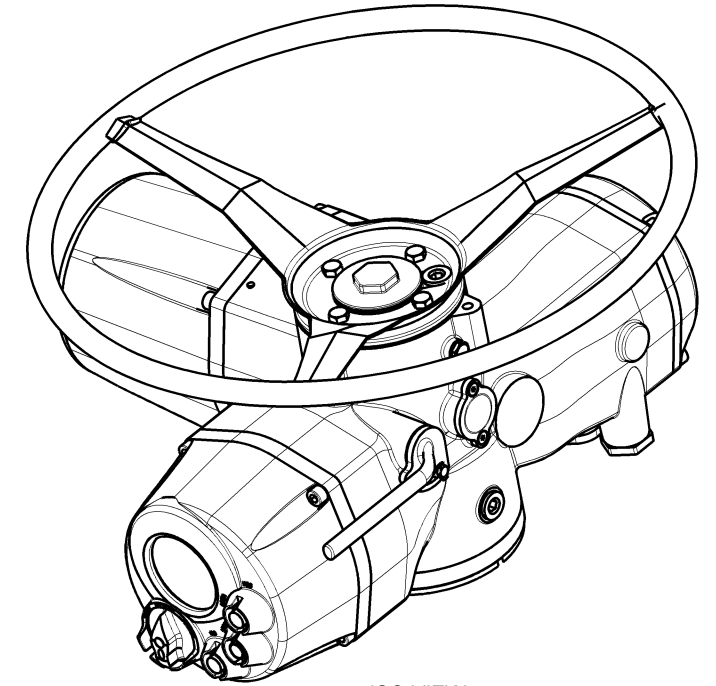
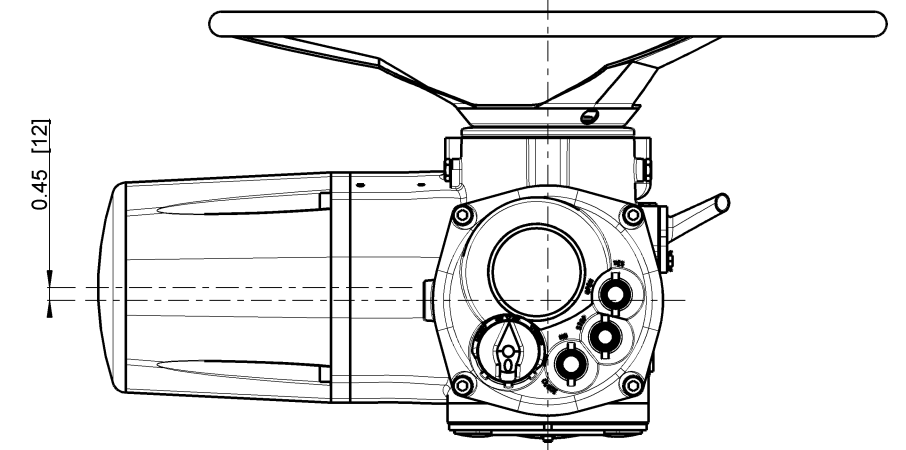
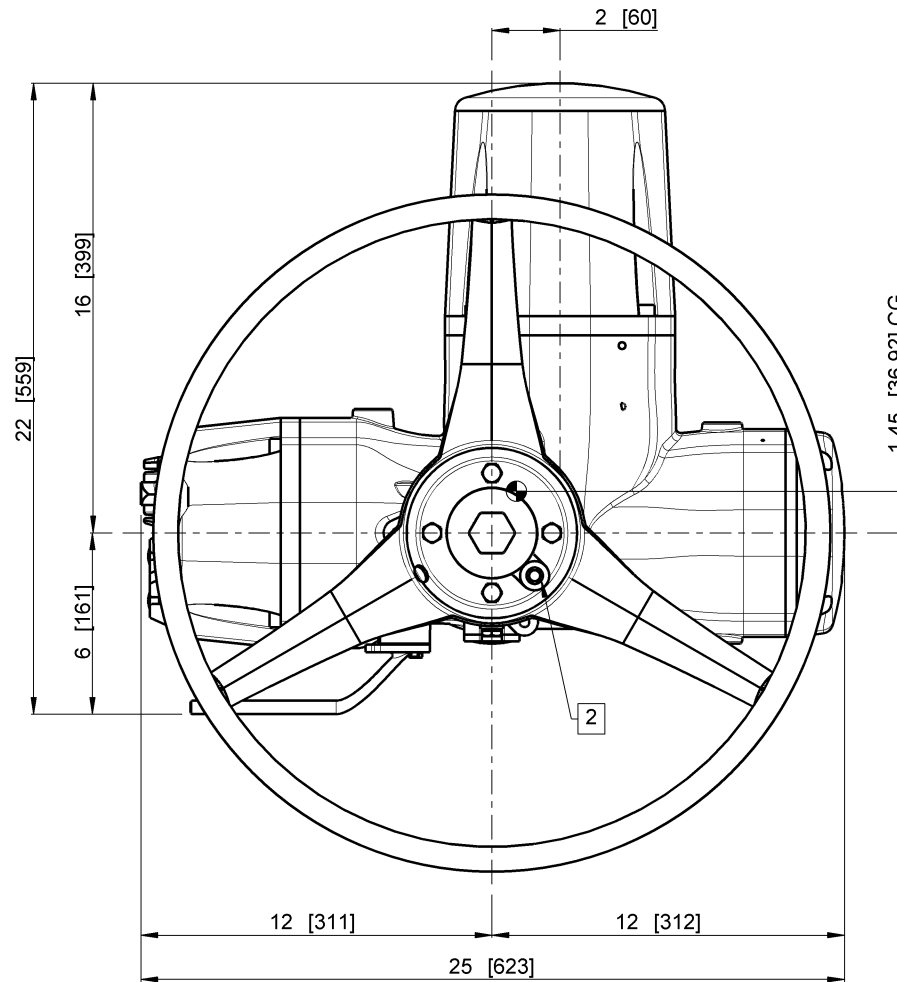
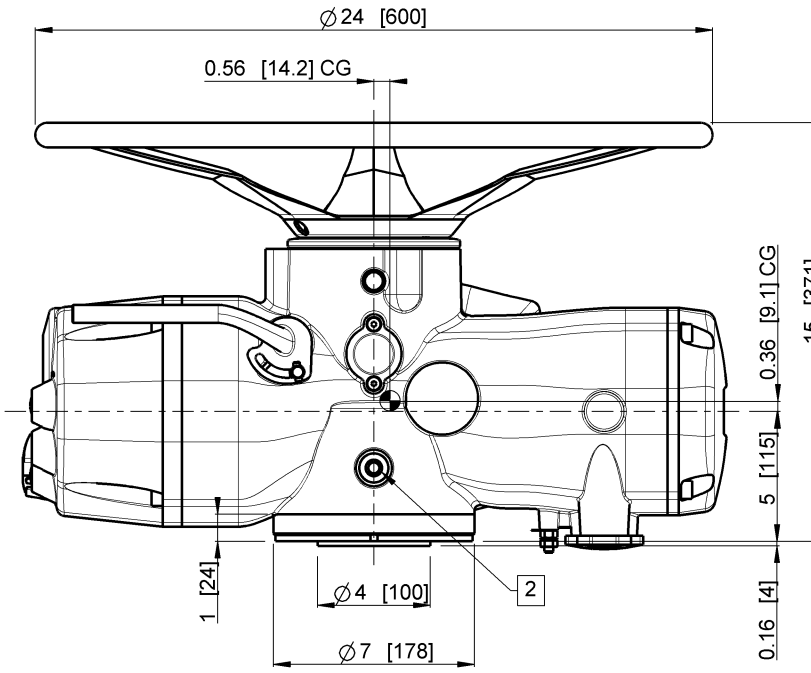
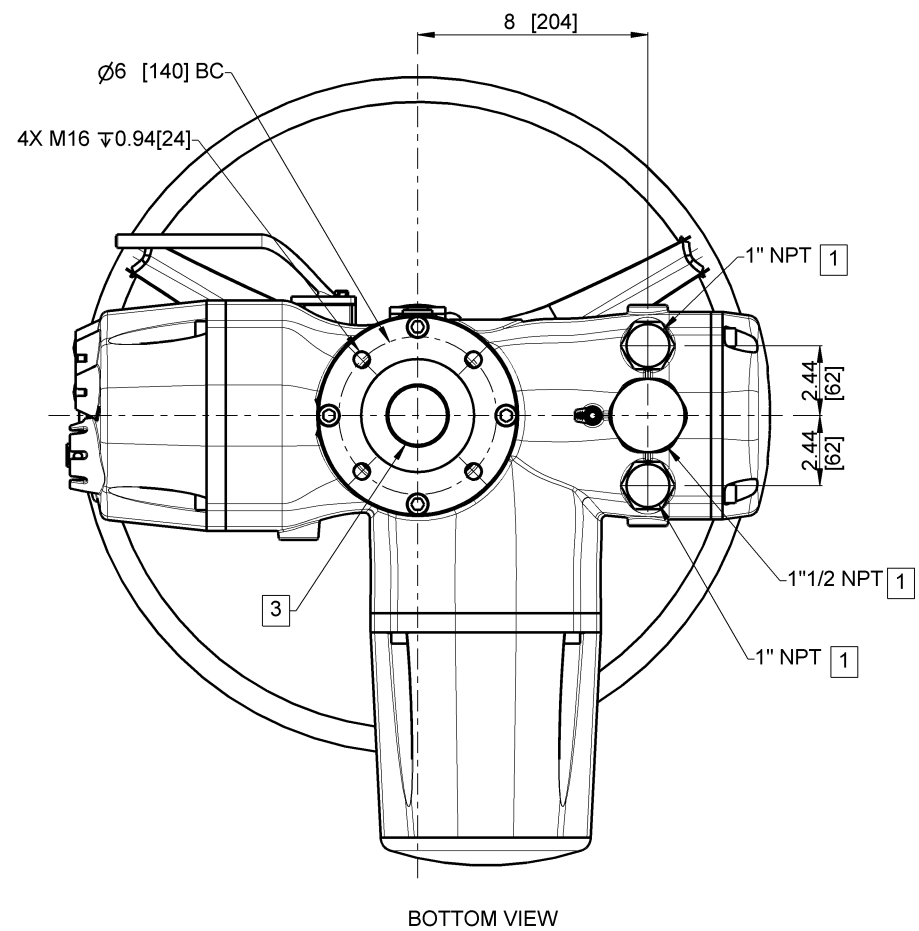
INSTALLATION SHALL BE IN ACCORDANCE WITH CURRENT EDITION OF NATIONAL ELECTRICAL CODE OR APPLICABLE REGIONAL STANDARD

3									
2									
1	12/12/19	PATHE	ESPOSITO F	VIGLIANO L	UPDATED WEIGHT				
Rev.	Date/Date	Eseguito/Drw.	Contr./Check	Approv./Approv.	Descrizione della modifica / Rev. description				
MATERIAL		TREATMENT				TOLERANCES			
ALL RIGHTS OF THIS DRAWING ARE RESERVED		ACTUATOR MODEL		WEIGHT		PART NUMBER			
		XTE3000		154 Lbs		X ECC030A000AA3A0			
		DESCRIPTION		SCALE		DATE			
		XTE3000 SIZE 30		1:4.5		06/27/2019			
				DRAWN BY		CHECKED BY		APPROVED BY	
				N. PATHE		F. ESPOSITO		L. VIGLIANO	
								RAW PIECE	



NOTES:

- 1 1" & 1-1/2" NPT ARE PREFERRED WIRE ENTRIES. CAUTION- CONDUIT MUST ENTER AT THE LOWEST POINT TO PREVENT WATER FROM ENTERING ELECTRICAL ENCLOSURE DUE TO CONDENSATION. IF HAZARDOUS (CLASSIFIED) OR NEMA 6 LOCATION, CONDUIT SEAL REQUIRED AT ELECTRICAL ENTRANCES
- 2 OIL PLUGS: 2X 1/2" RP ISO7/1 PLUG
- 3 SEE DRAWING XTN1335 FOR MOUNTING BASE AND DRIVE COUPLING DETAILS
- 4 ALL APPROXIMATED DIMENSIONS ARE IN INCHES AND DIMENSIONS SHOWN IN BRACKET ARE IN MILLIMETERS.
- 5 THE WEIGHT AND CENTRE OF GRAVITY MENTIONED IN THE DRAWING IS APPROXIMATE. IF WEIGHT AND CENTRE OF GRAVITY NEEDS TO BE UTILIZED FOR THE PURPOSE OF PERFORMING FURTHER CALCULATIONS OR ANALYSIS, CONSULT FACTORY



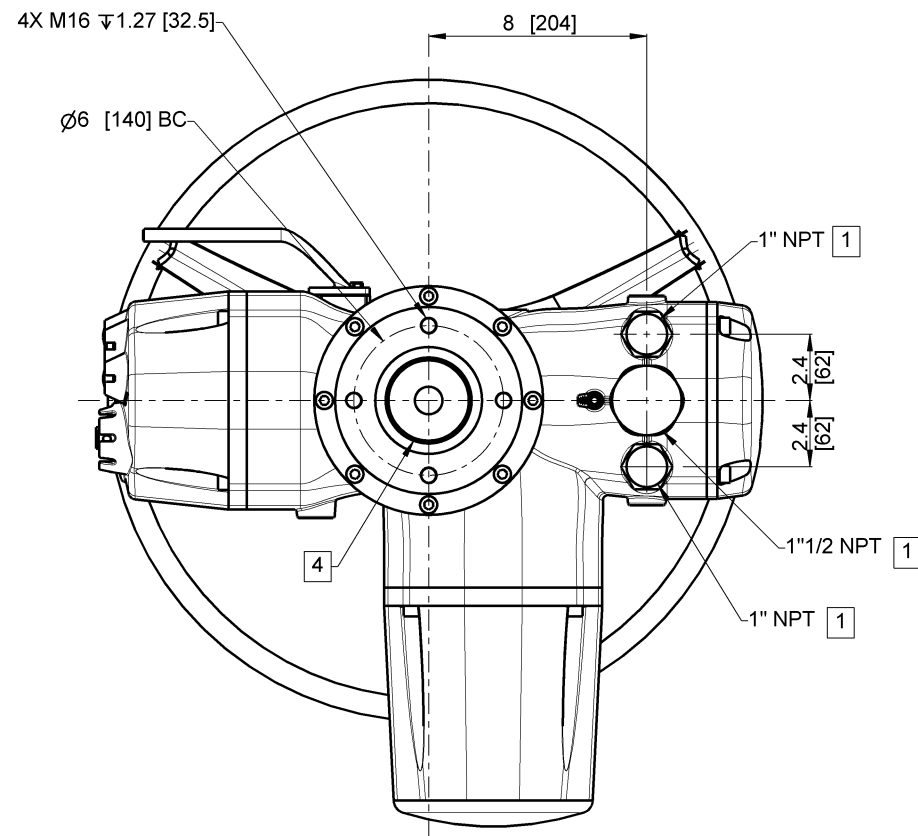
WARNING- THE INSTALLATION & SERVICING INSTRUCTIONS ARE FOR USE BY QUALIFIED PERSONNEL ONLY. TO AVOID INJURY & ELECTRIC SHOCK, DO NOT PERFORM ANY SERVICE ON EMERSON EQUIPMENT UNLESS QUALIFIED.

INSTALLATION SHALL BE IN ACCORDANCE WITH CURRENT EDITION OF NATIONAL ELECTRICAL CODE OR APPLICABLE REGIONAL STANDARD

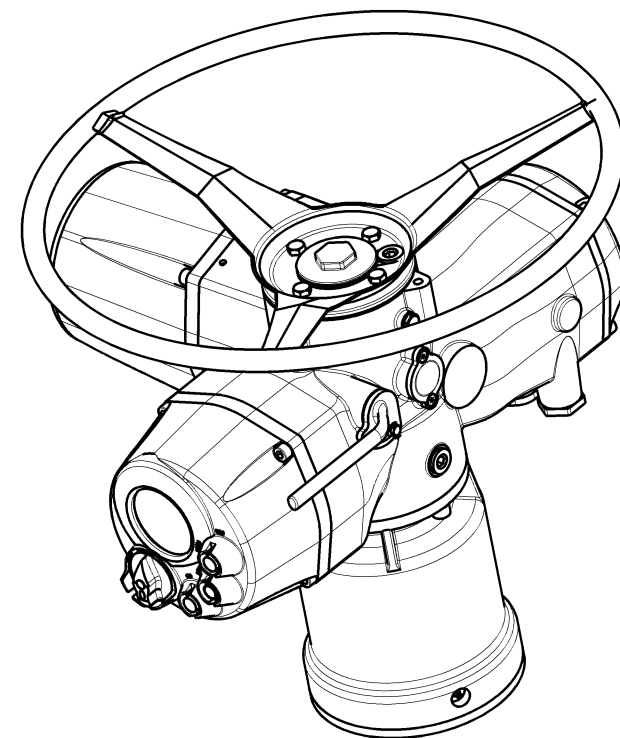
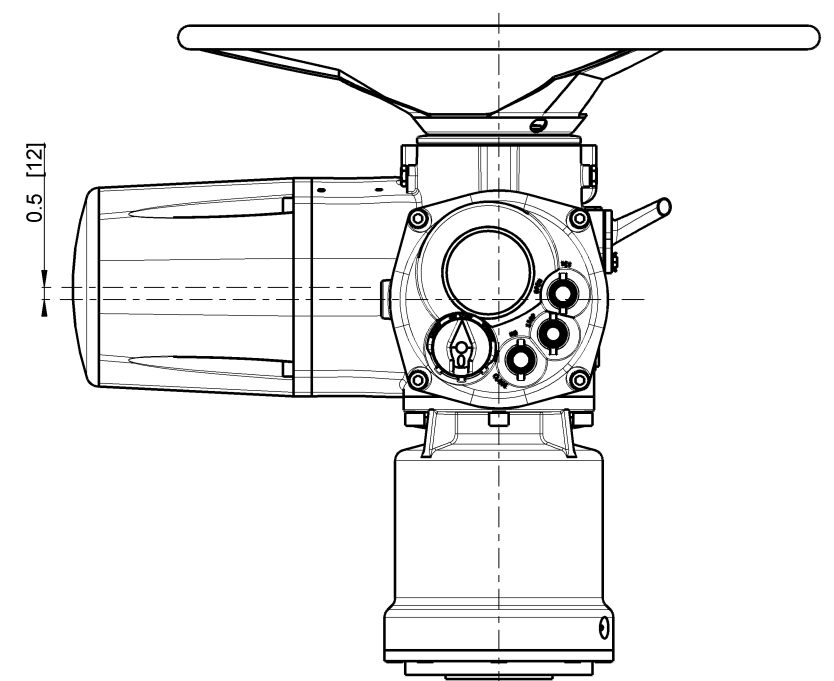
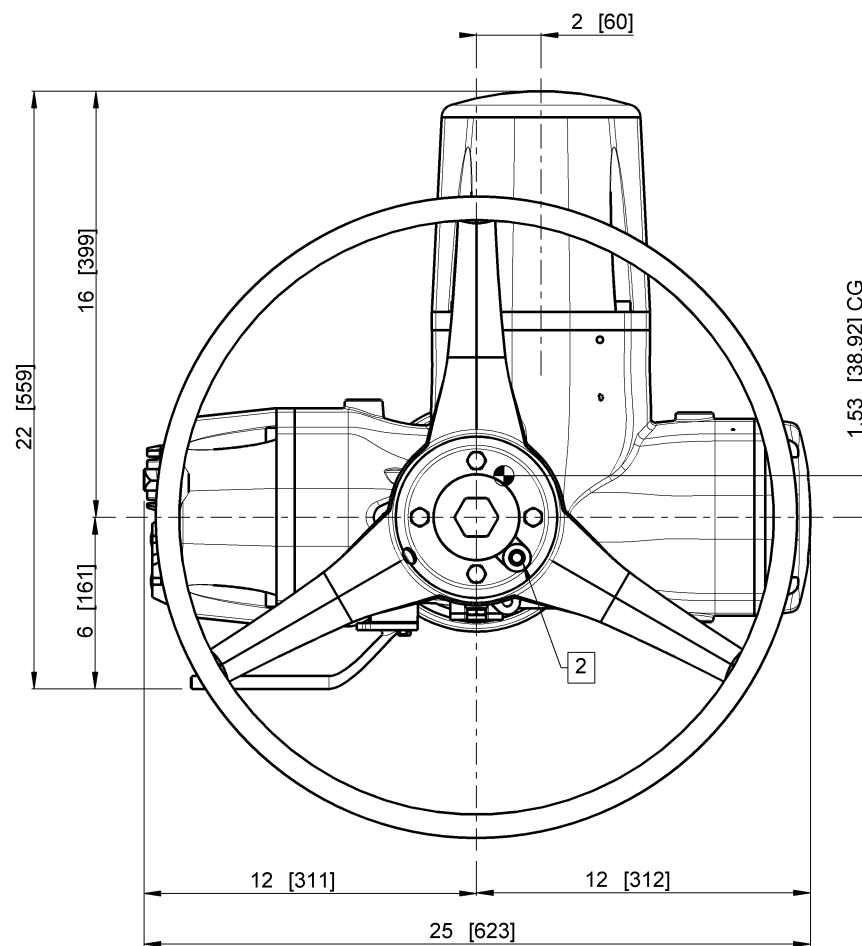
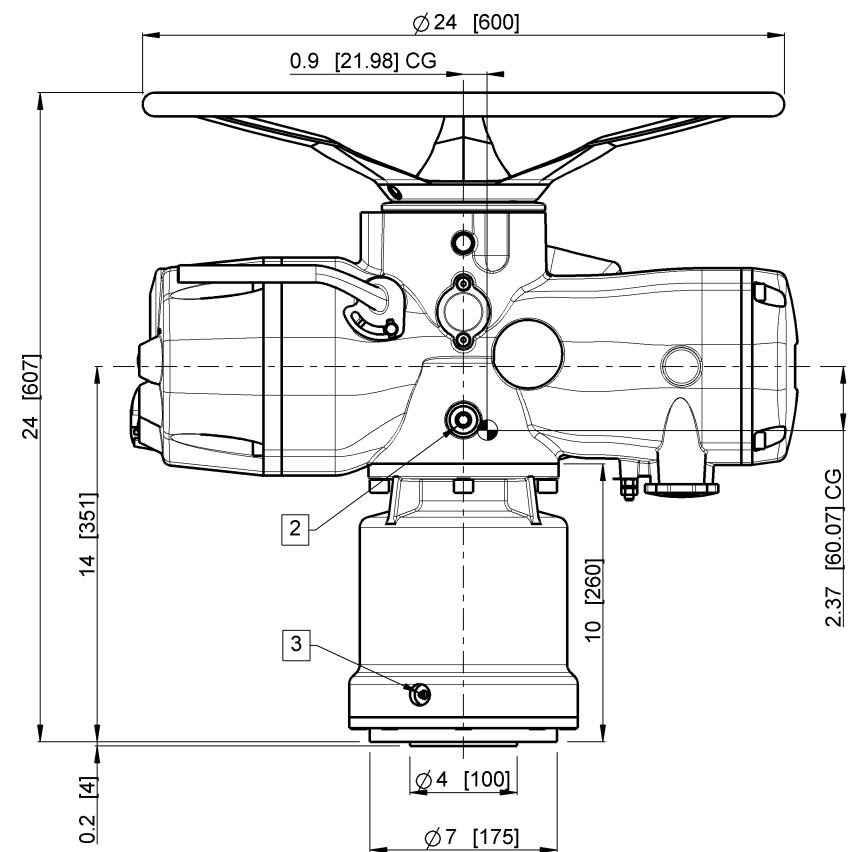
3										
2										
1	26/12/19	SURAJ P	ESPOSITO F	VIGLIANO L	UPDATED WEIGHT					
Rev.	Data/Date	Eseguito/Drw.	Contr./Check	Approv./Approv.	Descrizione della modifica / Rev. description					
MATERIAL		TREATMENT		 TOLERANCES INTERPRET DIMENSIONS & TOLERANCES PER ASME Y14.5		ACTUATOR MODEL XTE3000		WEIGHT 154 Lbs		PART NUMBER X ECC030C000AA3A0
ALL RIGHTS OF THIS DRAWING ARE RESERVED				DESCRIPTION XTE3000 SIZE 30		SCALE 1:4.5		DATE 21/06/2019		
				DRAWN BY	CHECKED BY	APPROVED BY				
		N. PATHE	F. ESPOSITO	L. VIGLIANO						
RAW PIECE										

NOTES:

- 1 1" & 1-1/2" NPT ARE PREFERRED WIRE ENTRIES. CAUTION- CONDUIT MUST ENTER AT THE LOWEST POINT TO PREVENT WATER FROM ENTERING ELECTRICAL ENCLOSURE DUE TO CONDENSATION. IF HAZARDOUS (CLASSIFIED) OR NEMA 6 LOCATION, CONDUIT SEAL REQUIRED AT ELECTRICAL ENTRANCES
- 2 OIL PLUGS: 2X 1/2" RP ISO7/1 PLUG
- 3 LUBRICATION FOR BEARINGS: M6 GREASE PLUG
- 4 SEE DRAWING XTN1336\_2 FOR MOUNTING BASE AND DRIVE COUPLING DETAILS
- 5 ALL APPROXIMATED DIMENSIONS ARE IN INCHES AND DIMENSIONS SHOWN IN BRACKET ARE IN MILLIMETERS.
- 6 THE WEIGHT AND CENTRE OF GRAVITY MENTIONED IN THE DRAWING IS APPROXIMATE. IF WEIGHT AND CENTRE OF GRAVITY NEEDS TO BE UTILIZED FOR THE PURPOSE OF PERFORMING FURTHER CALCULATIONS OR ANALYSIS, CONSULT FACTORY.



BOTTOM VIEW



ISO VIEW  
SCALE 1:5

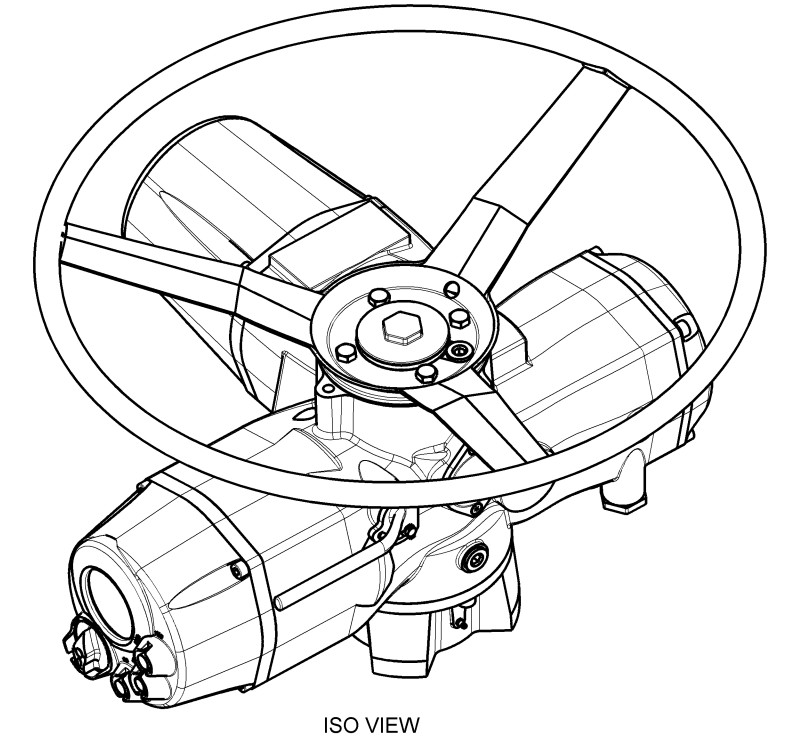
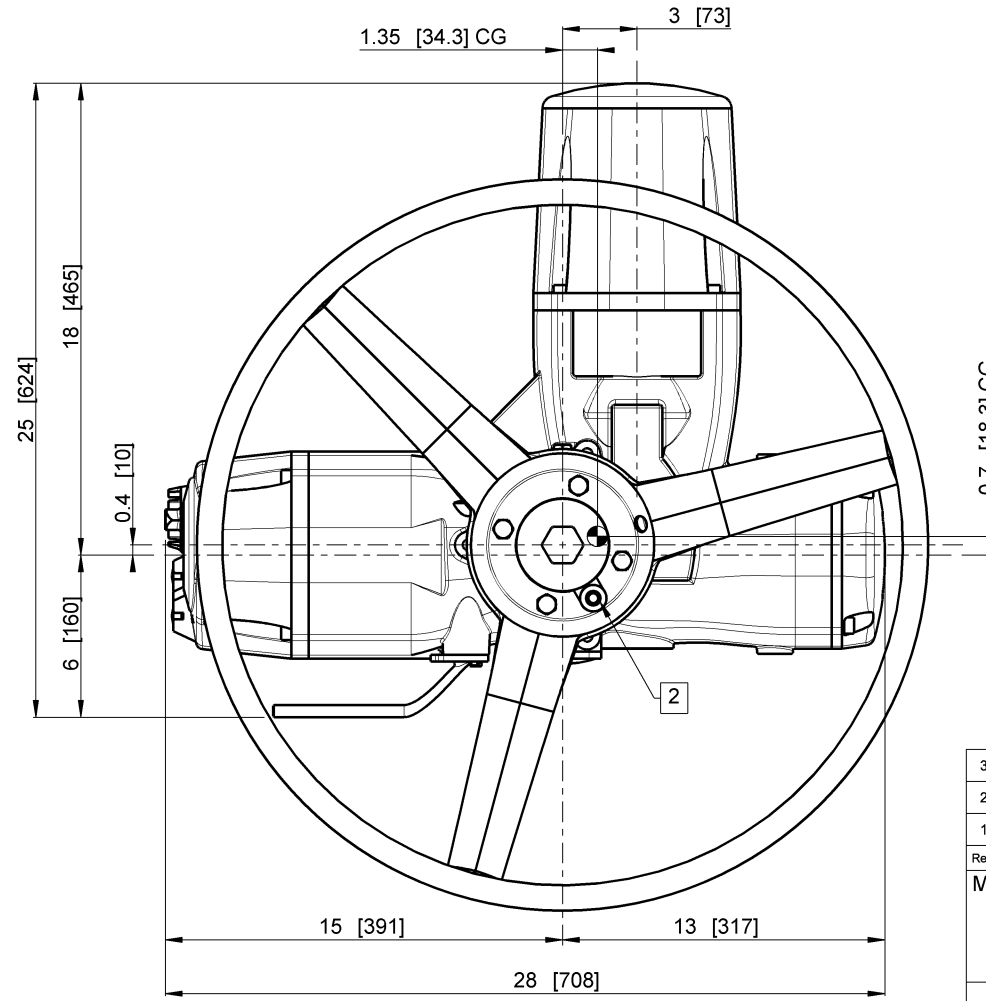
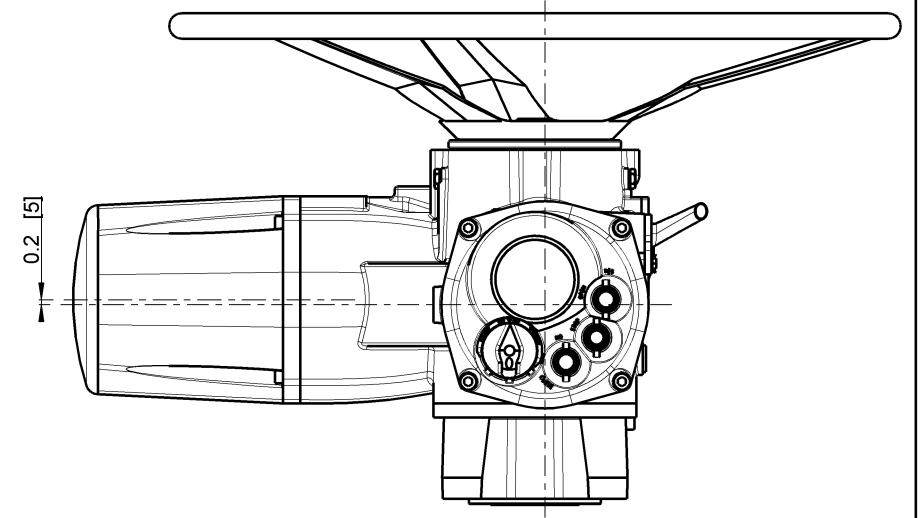
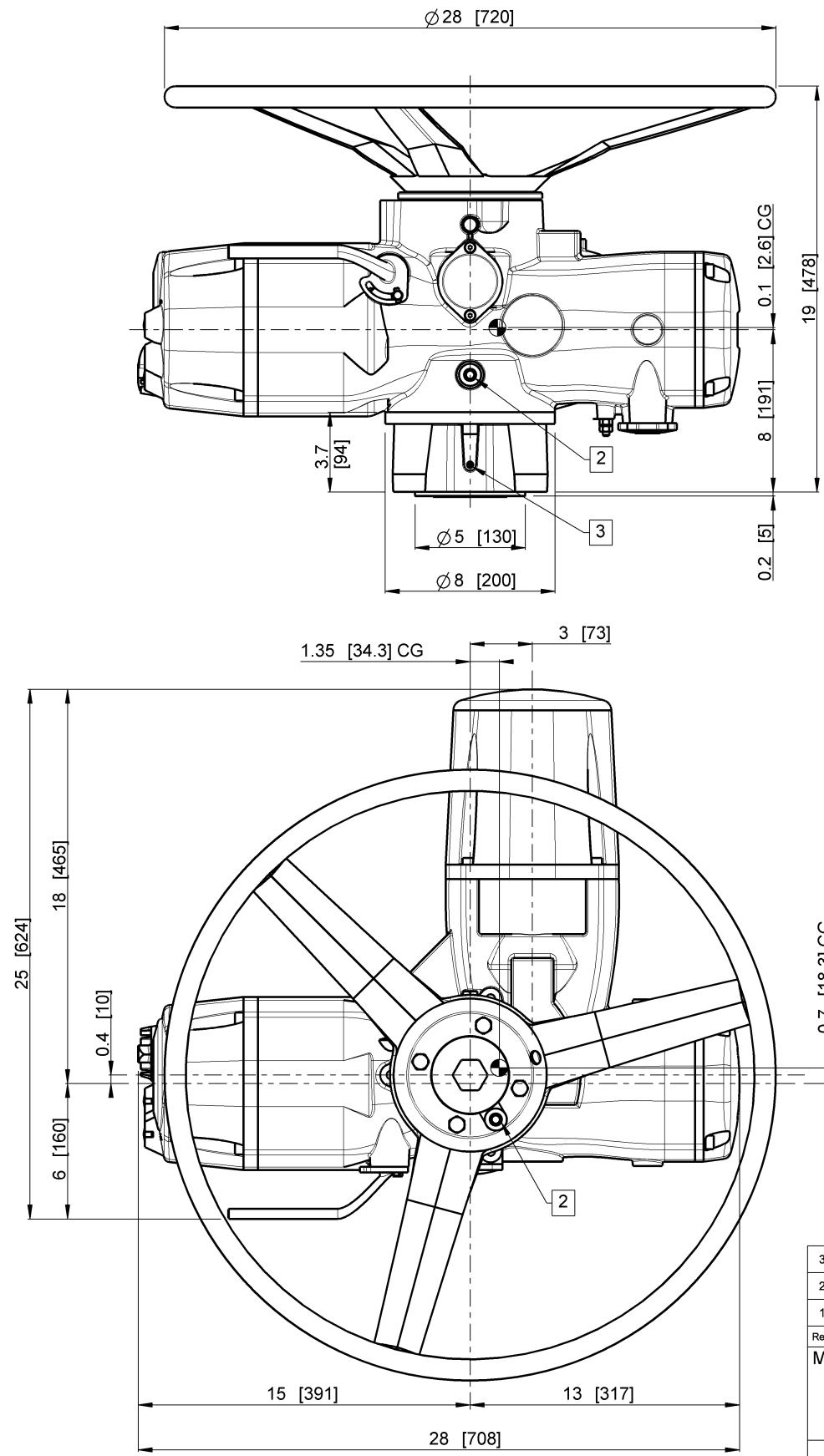
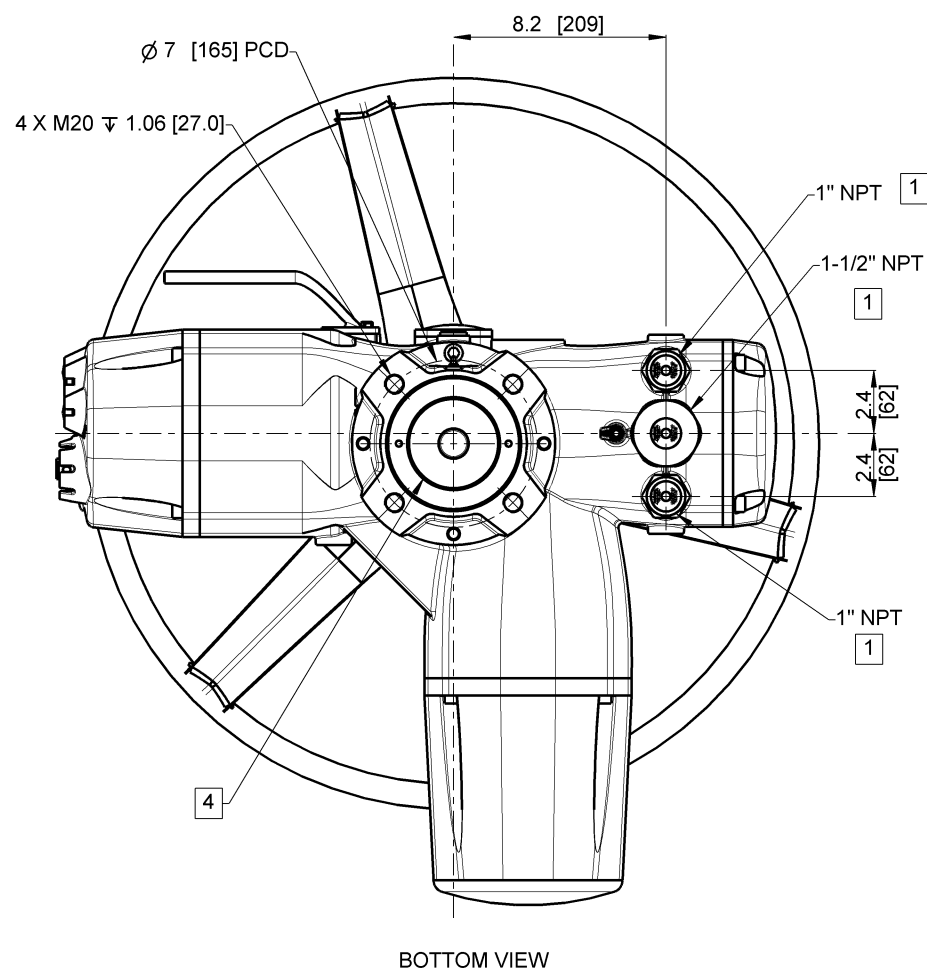
WARNING- THE INSTALLATION & SERVICING INSTRUCTIONS ARE FOR USE BY QUALIFIED PERSONNEL ONLY. TO AVOID INJURY & ELECTRIC SHOCK, DO NOT PERFORM ANY SERVICE ON EMERSON EQUIPMENT UNLESS QUALIFIED.

INSTALLATION SHALL BE IN ACCORDANCE WITH CURRENT EDITION OF NATIONAL ELECTRICAL CODE OR APPLICABLE REGIONAL STANDARD

3									
2									
1	26/12/19	SURAJ P	ESPOSITO F	VIGLIANO L	UPDATED WEIGHT				
Rev.	Date/Date	Eseguito/Drw.	Contr./Check	Approv./Approv.	Descrizione della modifica / Rev. description				
MATERIAL			TREATMENT				TOLERANCES		
ALL RIGHTS OF THIS DRAWING ARE RESERVED			ACTUATOR MODEL		WEIGHT		PART NUMBER		
			XTE3000		176 Lbs		X ECC030D000AA3A0		
			DESCRIPTION		SCALE		DATE		
			XTE3000 SIZE 30		1:4.75		21/06/2019		
			DRAWN BY		CHECKED BY		APPROVED BY		
			N. PATHE		F. ESPOSITO		L. VIGLIANO		
			RAW PIECE						

NOTES:

- 1 1" & 1-1/2" NPT ARE PREFERRED WIRE ENTRIES. CAUTION- CONDUIT MUST ENTER AT THE LOWEST POINT TO PREVENT WATER FROM ENTERING ELECTRICAL ENCLOSURE DUE TO CONDENSATION. IF HAZARDOUS (CLASSIFIED) OR NEMA 6 LOCATION, CONDUIT SEAL REQUIRED AT ELECTRICAL ENTRANCES
- 2 OIL PLUGS: 2X 1/2" RP ISO7/1 PLUG
- 3 LUBRICATION FOR BEARINGS: M6 GREASE PLUG
- 4 SEE DRAWING XTN1335 FOR MOUNTING BASE AND DRIVE COUPLING DETAILS
- 5 ALL APPROXIMATED DIMENSIONS ARE IN INCHES AND DIMENSIONS SHOWN IN BRACKET ARE IN MILLIMETERS.
- 6 THE WEIGHT AND CENTRE OF GRAVITY MENTIONED IN THE DRAWING IS APPROXIMATE. IF WEIGHT AND CENTRE OF GRAVITY NEEDS TO BE UTILIZED FOR THE PURPOSE OF PERFORMING FURTHER CALCULATIONS OR ANALYSIS, CONSULT FACTORY



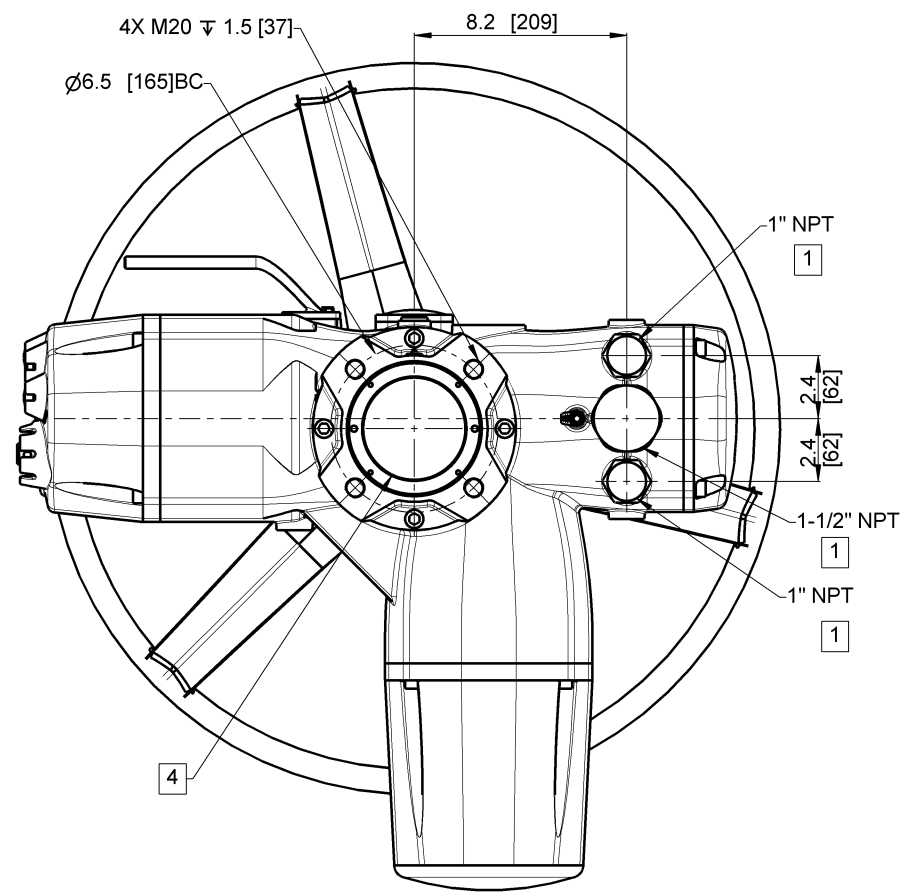
WARNING- THE INSTALLATION & SERVICING INSTRUCTIONS ARE FOR USE BY QUALIFIED PERSONNEL ONLY. TO AVOID INJURY & ELECTRIC SHOCK, DO NOT PERFORM ANY SERVICE ON EMERSON EQUIPMENT UNLESS QUALIFIED. INSTALLATION SHALL BE IN ACCORDANCE WITH CURRENT EDITION OF NATIONAL ELECTRICAL CODE OR APPLICABLE REGIONAL STANDARD

3									
2									
1	26/12/19	SURAJ P	ESPOSITO F	VIGLIANO L	UPDATED WEIGHT				
Rev.	Data/Date	Eseguito/Drw.	Contr./Check	Approv./Approv.	Descrizione della modifica / Rev. description				
MATERIAL		TREATMENT		TOLERANCES		INTERPRET DIMENSIONS & TOLERANCES PER ASME Y14.5			
ALL RIGHTS OF THIS DRAWING ARE RESERVED		ACTUATOR MODEL		WEIGHT		PART NUMBER			
		XTE3000		189 Lbs		X ECC040A000AA3A0			
DESCRIPTION		SCALE		DATE					
XTE3000 SIZE 40		1:5		05/24/2019					
DRAWN BY		CHECKED BY		APPROVED BY					
N. PATHE		F. ESPOSITO		L. VIGLIANO					
RAW PIECE									

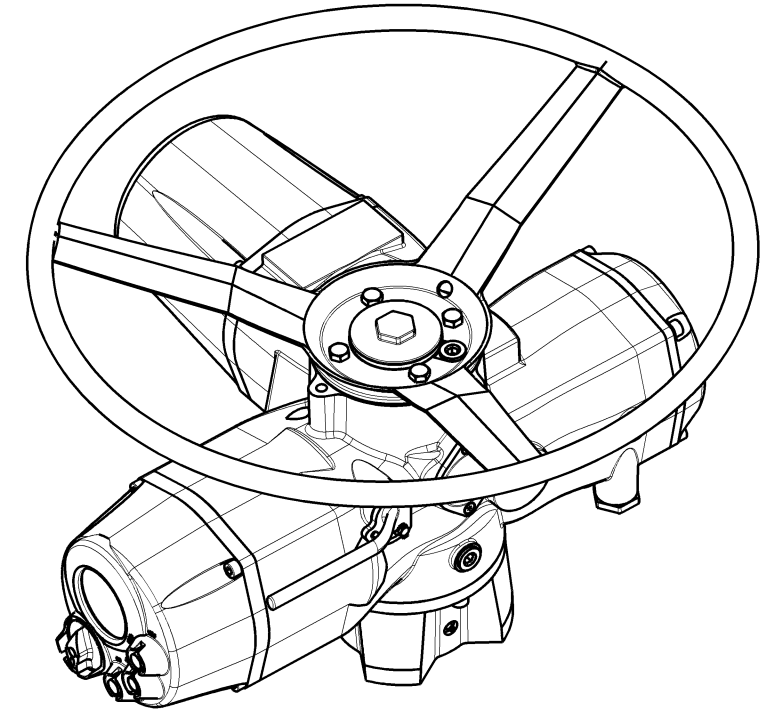
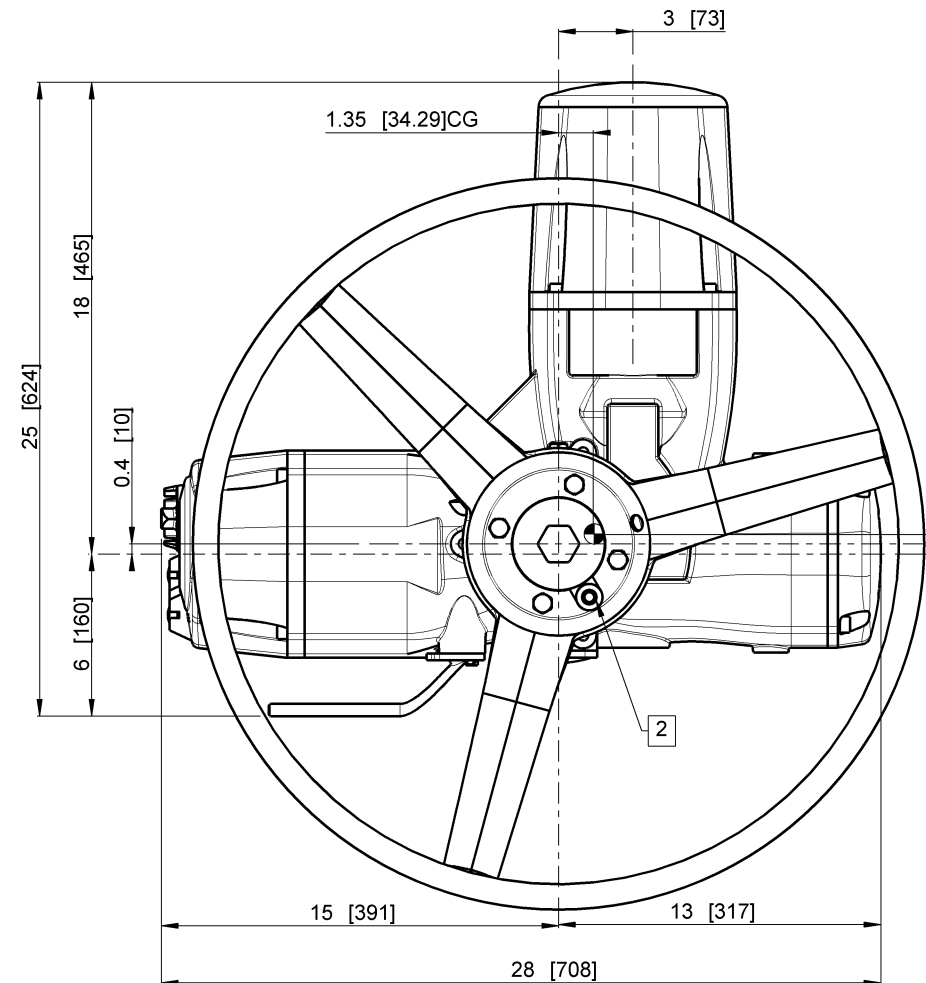
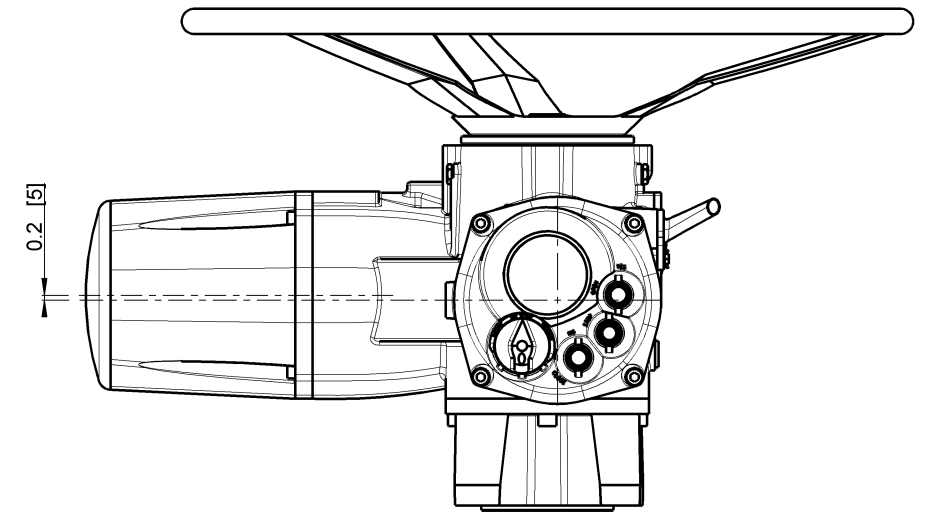
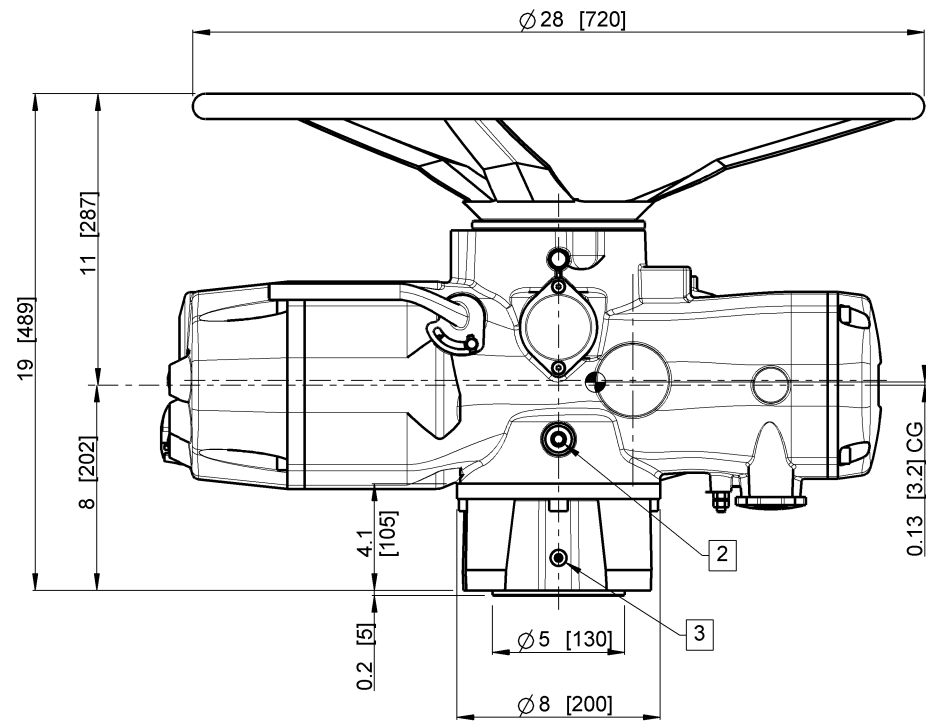


NOTES:

- 1 1" & 1-1/2" NPT ARE PREFERRED WIRE ENTRIES. CAUTION- CONDUIT MUST ENTER AT THE LOWEST POINT TO PREVENT WATER FROM ENTERING ELECTRICAL ENCLOSURE DUE TO CONDENSATION. IF HAZARDOUS (CLASSIFIED) OR NEMA 6 LOCATION, CONDUIT SEAL REQUIRED AT ELECTRICAL ENTRANCES
- 2 OIL PLUGS: 2X 1/2" RP ISO7/1 PLUG
- 3 LUBRICATION FOR BEARINGS: M6 GREASE PLUG
- 4 SEE DRAWING XTN1335 FOR MOUNTING BASE AND DRIVE COUPLING DETAILS
- 5 ALL APPROXIMATED DIMENSIONS ARE IN INCHES AND DIMENSIONS SHOWN IN BRACKET ARE IN MILLIMETERS.
- 6 THE WEIGHT AND CENTRE OF GRAVITY MENTIONED IN THE DRAWING IS APPROXIMATE. IF WEIGHT AND CENTRE OF GRAVITY NEEDS TO BE UTILIZED FOR THE PURPOSE OF PERFORMING FURTHER CALCULATIONS OR ANALYSIS, CONSULT FACTORY



BOTTOM VIEW



ISO VIEW

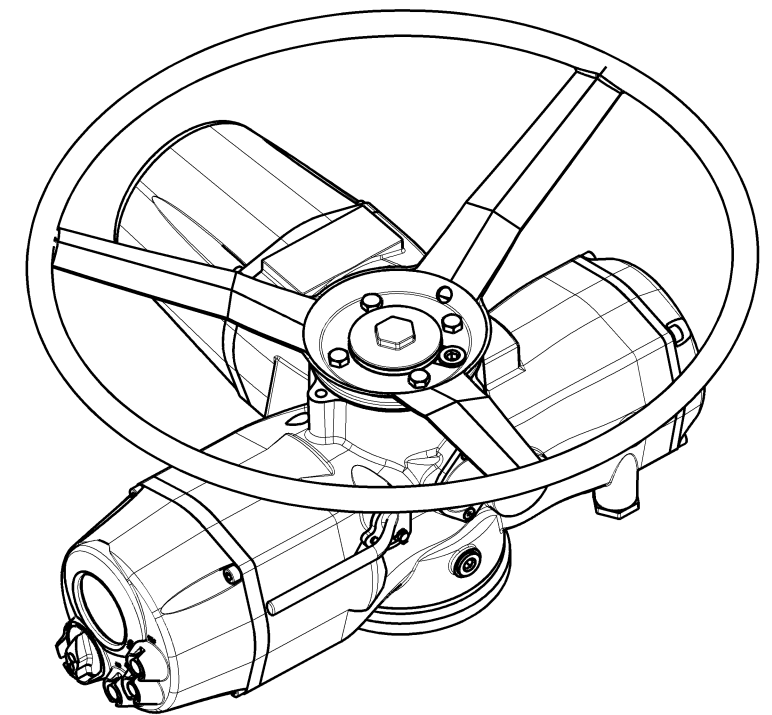
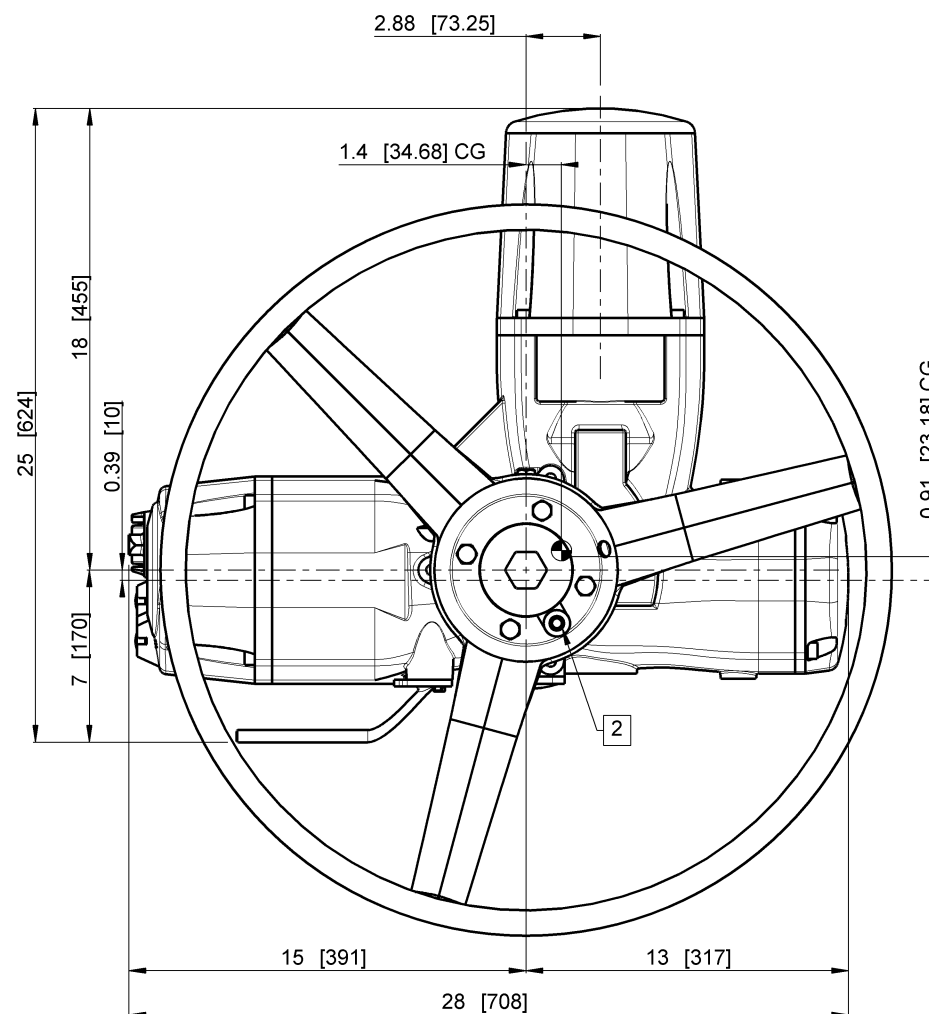
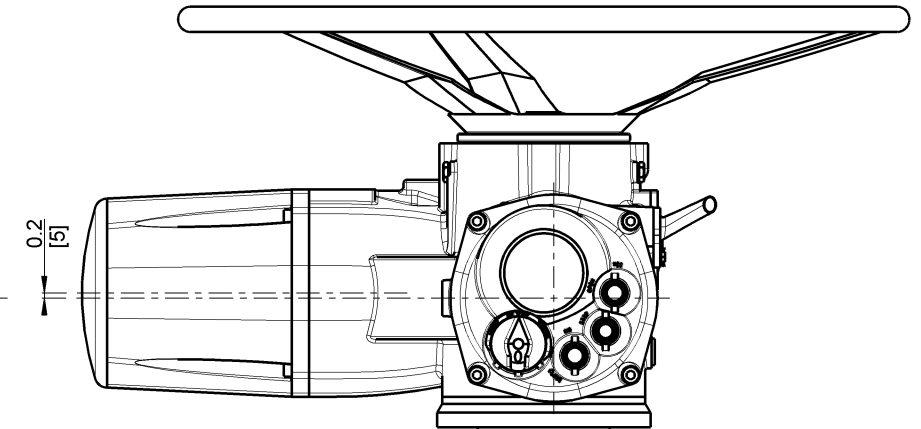
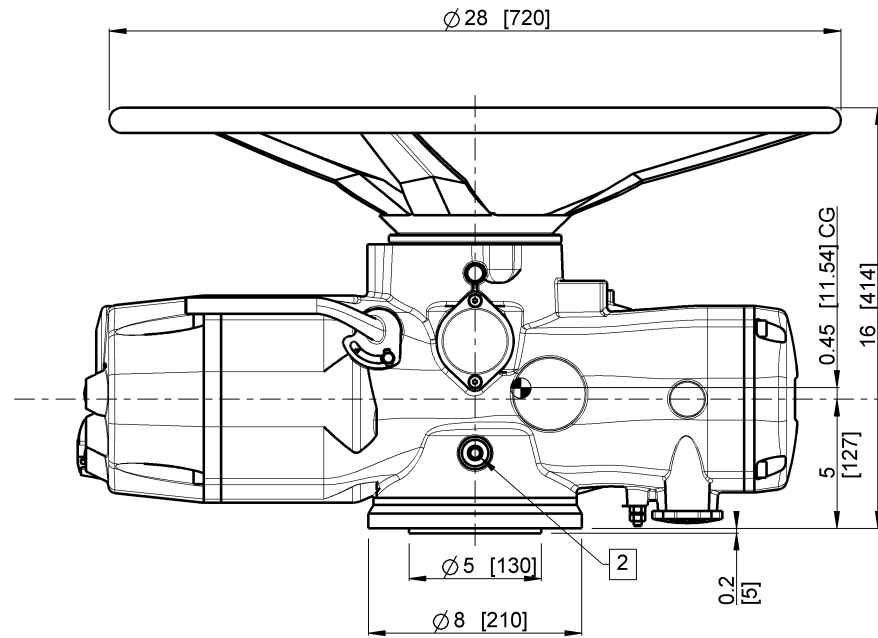
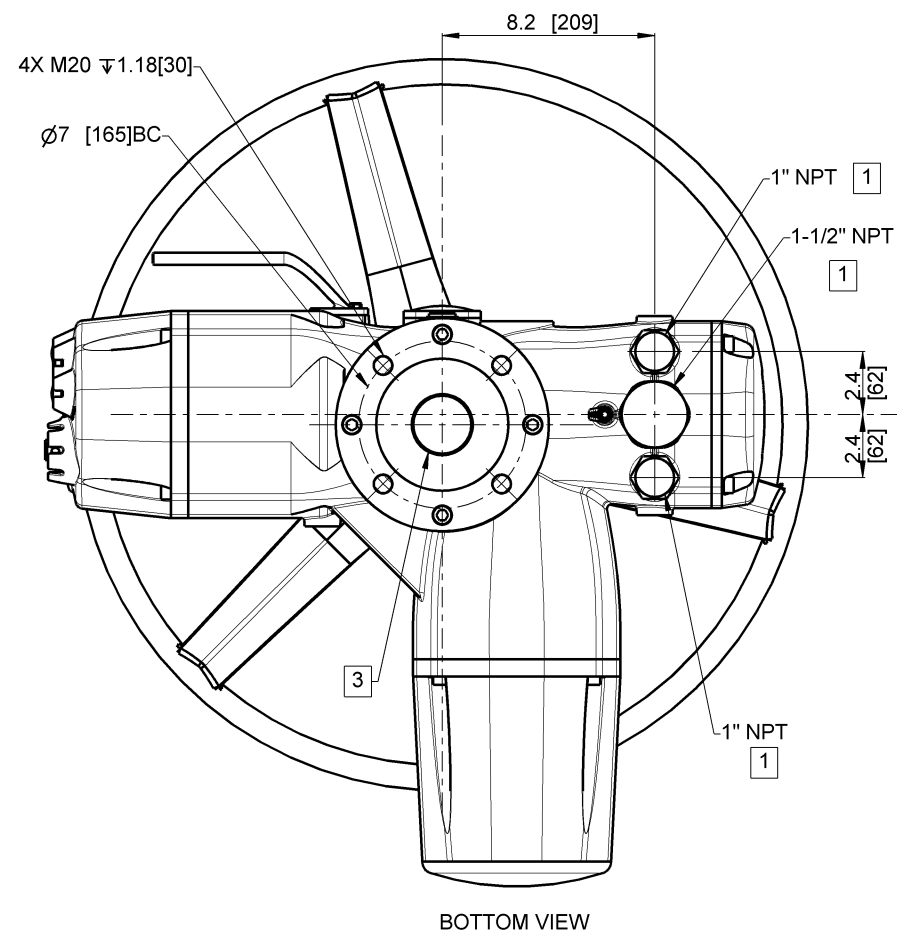
3									
2									
1	13/12/19	SURAJ P	ESPOSITO F	VIGLIANO L	UPDATED WEIGHT				
Rev.	Data/Date	Eseguito/Drw.	Contr./Check	Approv./Approv.	Descrizione della modifica / Rev. description				
MATERIAL		TREATMENT		 TOLERANCES INTERPRET DIMENSIONS & TOLERANCES PER ASME Y14.5		ACTUATOR MODEL XTE3000		WEIGHT 189 Lbs	PART NUMBER X ECC040B000AA3A0
ALL RIGHTS OF THIS DRAWING ARE RESERVED				DESCRIPTION XTE3000 SIZE 40		SCALE 1:5		DATE 06/18/2019	
				DRAWN BY		CHECKED BY		APPROVED BY	
				N. PATHE		F. ESPOSITO		L. VIGLIANO	
RAW PIECE									

WARNING- THE INSTALLATION & SERVICING INSTRUCTIONS ARE FOR USE BY QUALIFIED PERSONNEL ONLY. TO AVOID INJURY & ELECTRIC SHOCK, DO NOT PERFORM ANY SERVICE ON EMERSON EQUIPMENT UNLESS QUALIFIED.

INSTALLATION SHALL BE IN ACCORDANCE WITH CURRENT EDITION OF NATIONAL ELECTRICAL CODE OR APPLICABLE REGIONAL STANDARD

NOTES:

- 1 1" & 1-1/2" NPT ARE PREFERRED WIRE ENTRIES. CAUTION- CONDUIT MUST ENTER AT THE LOWEST POINT TO PREVENT WATER FROM ENTERING ELECTRICAL ENCLOSURE DUE TO CONDENSATION. IF HAZARDOUS (CLASSIFIED) OR NEMA 6 LOCATION, CONDUIT SEAL REQUIRED AT ELECTRICAL ENTRANCES
- 2 OIL PLUGS: 2X 1/2" RP ISO7/1 PLUG
- 3 SEE DRAWING XTN1335 FOR MOUNTING BASE AND DRIVE COUPLING DETAILS
- 4 ALL APPROXIMATED DIMENSIONS ARE IN INCHES AND DIMENSIONS SHOWN IN BRACKET ARE IN MILLIMETERS.
- 5 THE WEIGHT AND CENTRE OF GRAVITY MENTIONED IN THE DRAWING IS APPROXIMATE. IF WEIGHT AND CENTRE OF GRAVITY NEEDS TO BE UTILIZED FOR THE PURPOSE OF PERFORMING FURTHER CALCULATIONS OR ANALYSIS, CONSULT FACTORY



ISO VIEW

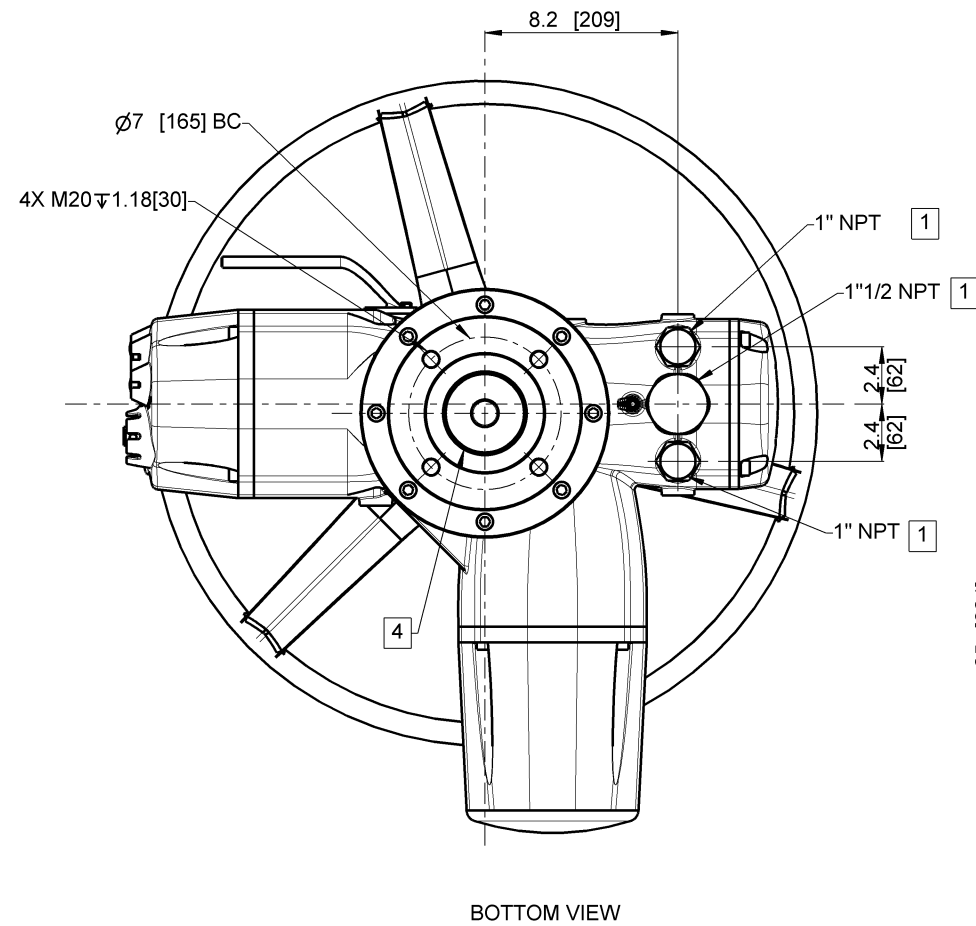
WARNING- THE INSTALLATION & SERVICING INSTRUCTIONS ARE FOR USE BY QUALIFIED PERSONNEL ONLY. TO AVOID INJURY & ELECTRIC SHOCK, DO NOT PERFORM ANY SERVICE ON EMERSON EQUIPMENT UNLESS QUALIFIED.

INSTALLATION SHALL BE IN ACCORDANCE WITH CURRENT EDITION OF NATIONAL ELECTRICAL CODE OR APPLICABLE REGIONAL STANDARD

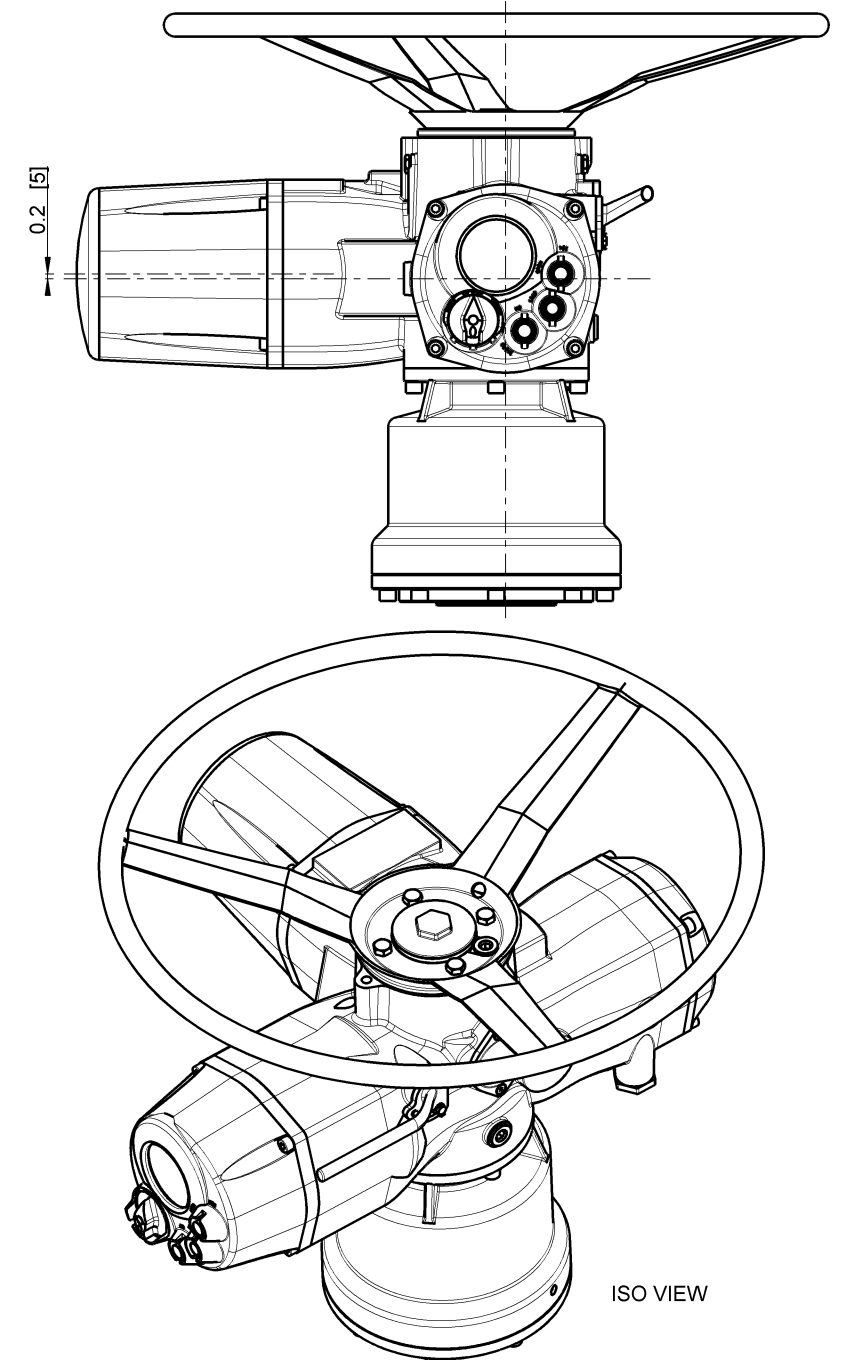
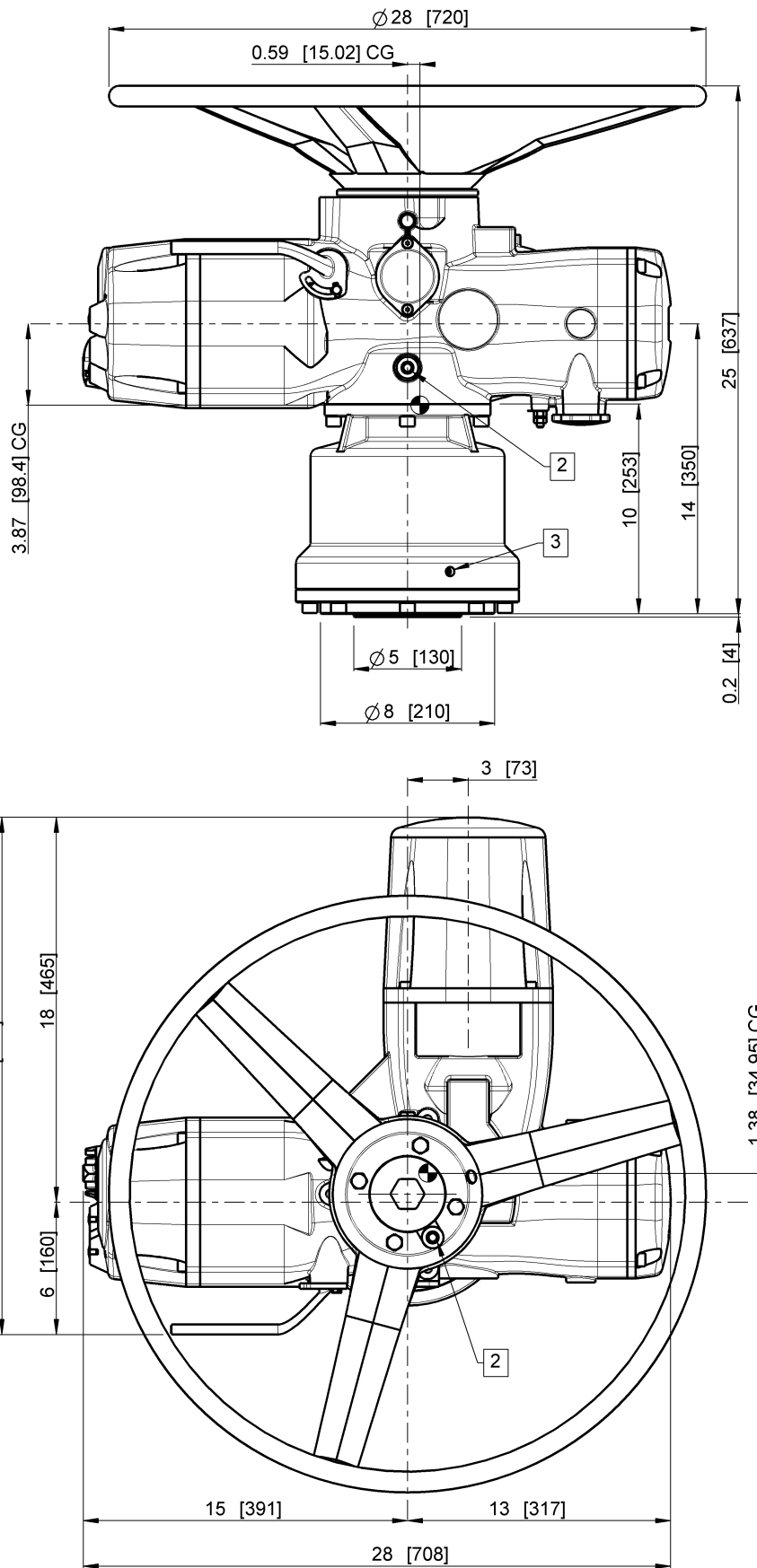
3								
2								
1	26/12/19	SURAJ P	ESPOSITO F	VIGLIANO L	UPDATED WEIGHT			
Rev.	Data/Date	Eseguito/Drw.	Contr./Check	Approv./Approv.	Descrizione della modifica / Rev. description			
MATERIAL		TREATMENT		 TOLERANCES INTERPRET DIMENSIONS & TOLERANCES PER ASME Y14.5		FORMAT A2		
ALL RIGHTS OF THIS DRAWING ARE RESERVED		ACTUATOR MODEL XTE3000		WEIGHT 189 Lbs		PART NUMBER X ECC040C000AA3A0		
		DESCRIPTION XTE3000 SIZE 40		SCALE 1:5		DATE 06/18/2019		
				DRAWN BY N. PATHE		CHECKED BY F. ESPOSITO		
				APPROVED BY L. VIGLIANO		RAW PIECE		

NOTES:

- 1 1" & 1-1/2" NPT ARE PREFERRED WIRE ENTRIES. CAUTION- CONDUIT MUST ENTER AT THE LOWEST POINT TO PREVENT WATER FROM ENTERING ELECTRICAL ENCLOSURE DUE TO CONDENSATION. IF HAZARDOUS (CLASSIFIED) OR NEMA 6 LOCATION, CONDUIT SEAL REQUIRED AT ELECTRICAL ENTRANCES
- 2 OIL PLUGS: 2X 1/2" RP ISO7/1 PLUG
- 3 LUBRICATION FOR BEARINGS: M6 GREASE PLUG
- 4 SEE DRAWING XTN1336\_2 FOR MOUNTING BASE AND DRIVE COUPLING DETAILS
- 5 ALL APPROXIMATED DIMENSIONS ARE IN INCHES AND DIMENSIONS SHOWN IN BRACKET ARE IN MILLIMETERS.
- 6 THE WEIGHT AND CENTRE OF GRAVITY MENTIONED IN THE DRAWING IS APPROXIMATE. IF WEIGHT AND CENTRE OF GRAVITY NEEDS TO BE UTILIZED FOR THE PURPOSE OF PERFORMING FURTHER CALCULATIONS OR ANALYSIS, CONSULT FACTORY



BOTTOM VIEW



ISO VIEW

WARNING- THE INSTALLATION & SERVICING INSTRUCTIONS ARE FOR USE BY QUALIFIED PERSONNEL ONLY. TO AVOID INJURY & ELECTRIC SHOCK, DO NOT PERFORM ANY SERVICE ON EMERSON EQUIPMENT UNLESS QUALIFIED.

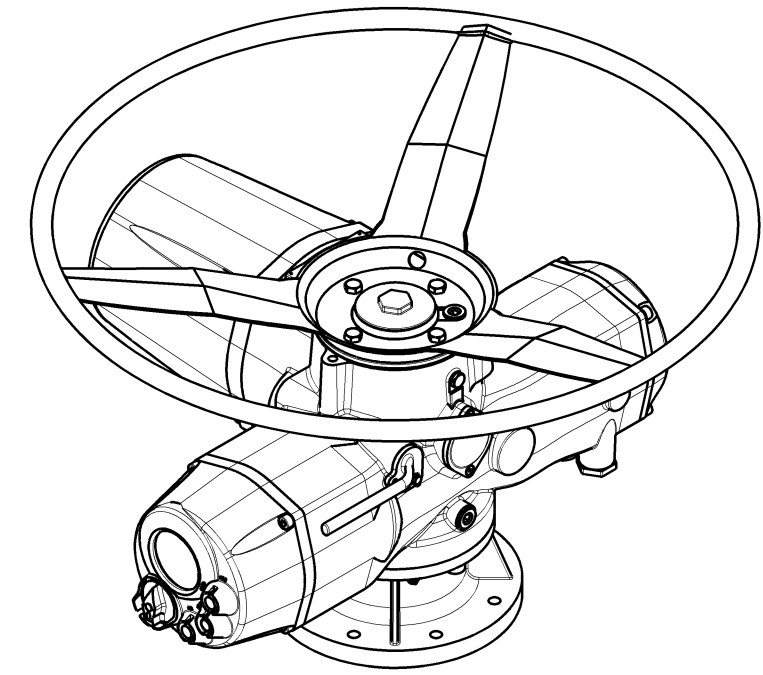
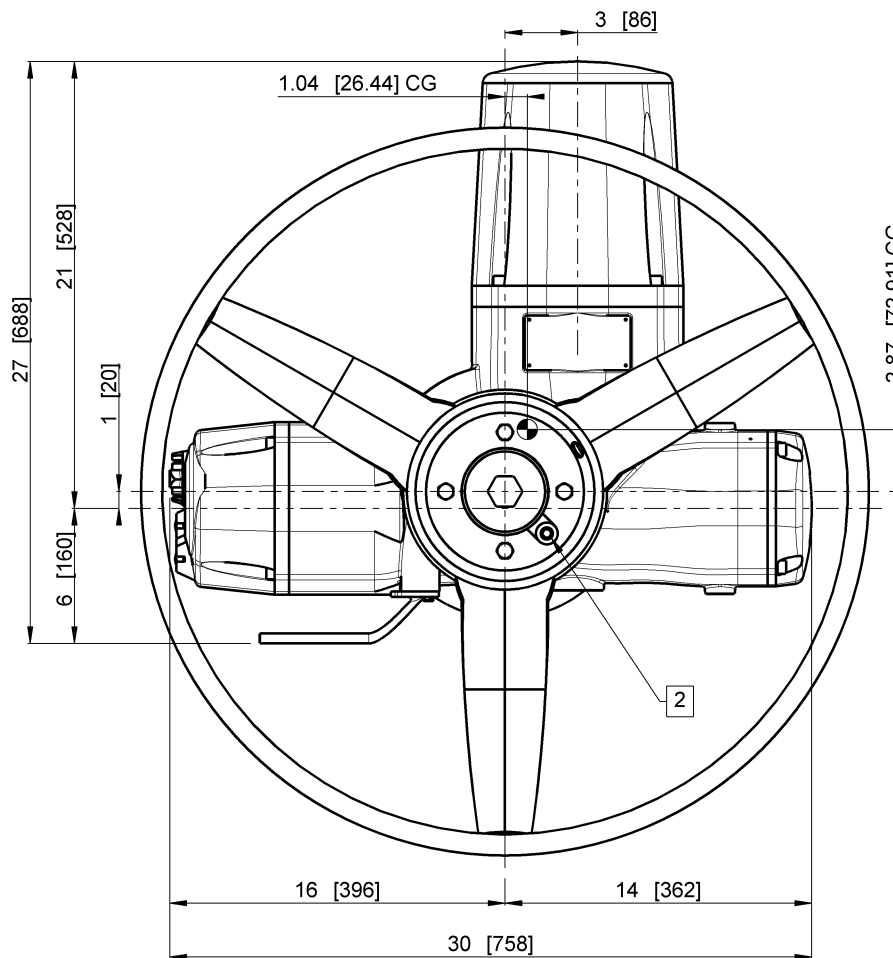
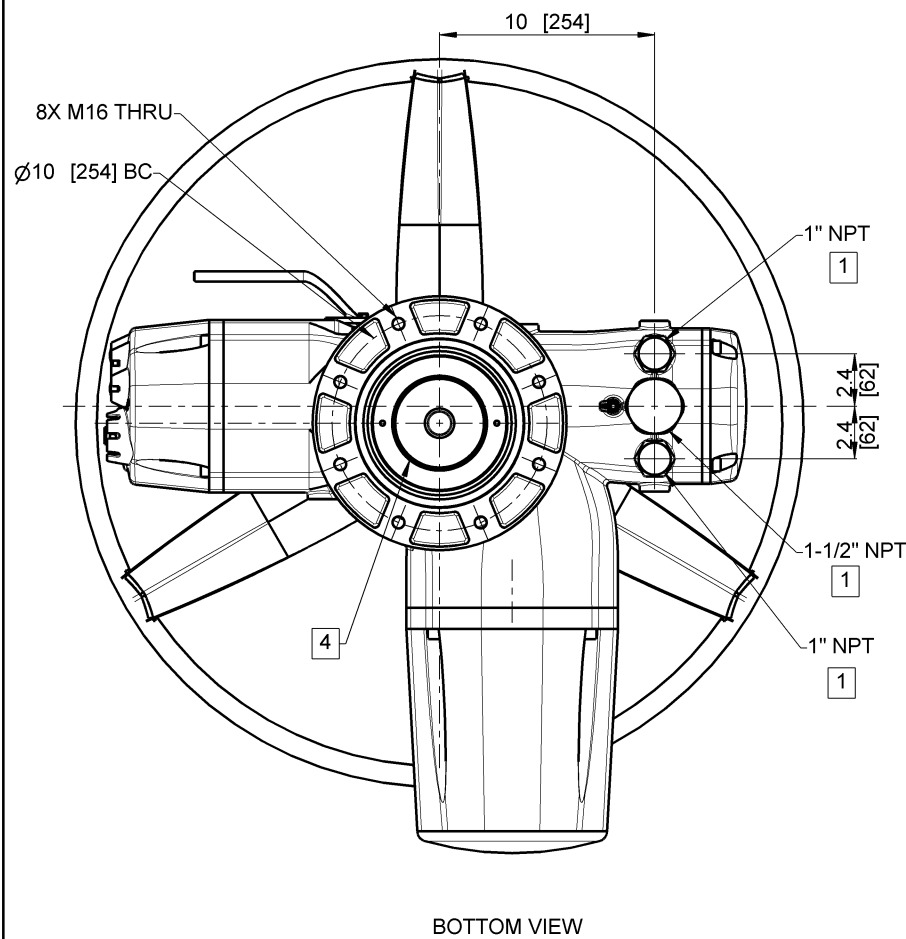
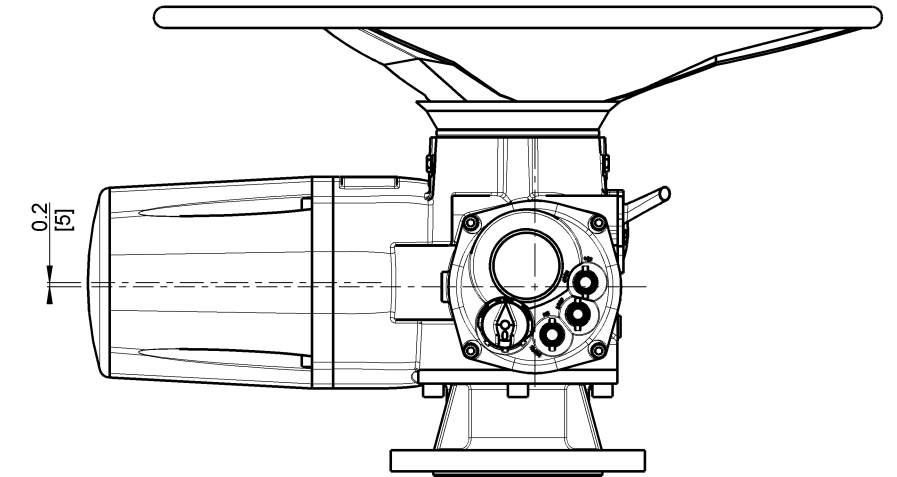
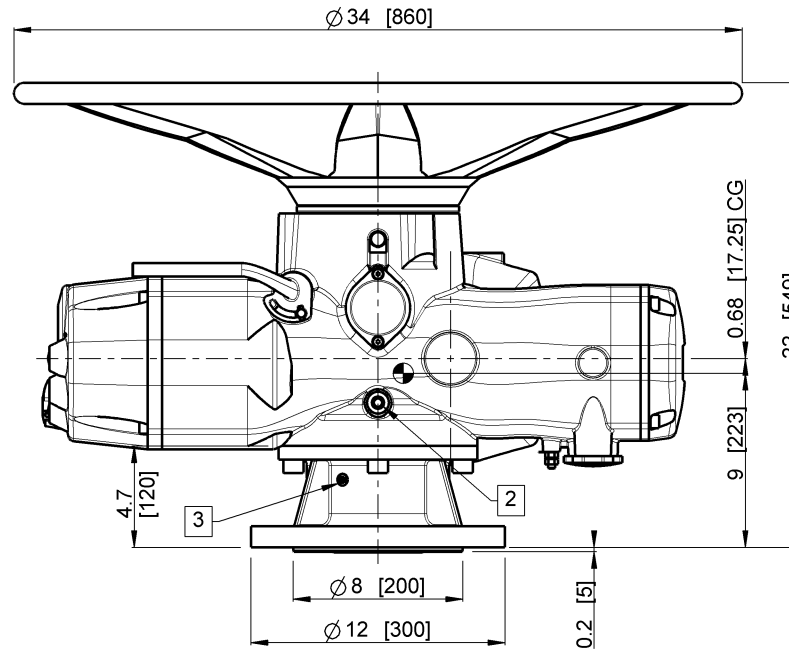
INSTALLATION SHALL BE IN ACCORDANCE WITH CURRENT EDITION OF NATIONAL ELECTRICAL CODE OR APPLICABLE REGIONAL STANDARD

3								
2								
1	26/12/19	SURAJ P	ESPOSITO F	VIGLIANO L	UPDATED WEIGHT			
Rev.	Data/Date	Eseguito/Drw.	Contr./Check	Approv./Approv.	Descrizione della modifica / Rev. description			
MATERIAL		TREATMENT		 TOLERANCES INTERPRET DIMENSIONS & TOLERANCES PER ASME Y14.5		ACTUATOR MODEL XTE3000		WEIGHT 209 Lbs
ALL RIGHTS OF THIS DRAWING ARE RESERVED		DESCRIPTION XTE3000 SIZE 40		PART NUMBER X ECC040D000AA3A0		SCALE 1:5.5		DATE 06/21/2019
				DRAWN BY N. PATHE		CHECKED BY F. ESPOSITO		APPROVED BY L. VIGLIANO
RAW PIECE								



NOTES:

- 1 1" & 1-1/2" NPT ARE PREFERRED WIRE ENTRIES. CAUTION- CONDUIT MUST ENTER AT THE LOWEST POINT TO PREVENT WATER FROM ENTERING ELECTRICAL ENCLOSURE DUE TO CONDENSATION. IF HAZARDOUS (CLASSIFIED) OR NEMA 6 LOCATION, CONDUIT SEAL REQUIRED AT ELECTRICAL ENTRANCES
- 2 OIL PLUGS: 2X 1/2" RP ISO7/1 PLUG
- 3 LUBRICATION FOR BEARINGS: M6 GREASE PLUG
- 4 SEE DRAWING XTN1335 FOR MOUNTING BASE AND DRIVE COUPLING DETAILS
- 5 ALL APPROXIMATED DIMENSIONS ARE IN INCHES AND DIMENSIONS SHOWN IN BRACKET ARE IN MILLIMETERS.
- 6 THE WEIGHT AND CENTRE OF GRAVITY MENTIONED IN THE DRAWING IS APPROXIMATE. IF WEIGHT AND CENTRE OF GRAVITY NEEDS TO BE UTILIZED FOR THE PURPOSE OF PERFORMING FURTHER CALCULATIONS OR ANALYSIS, CONSULT FACTORY



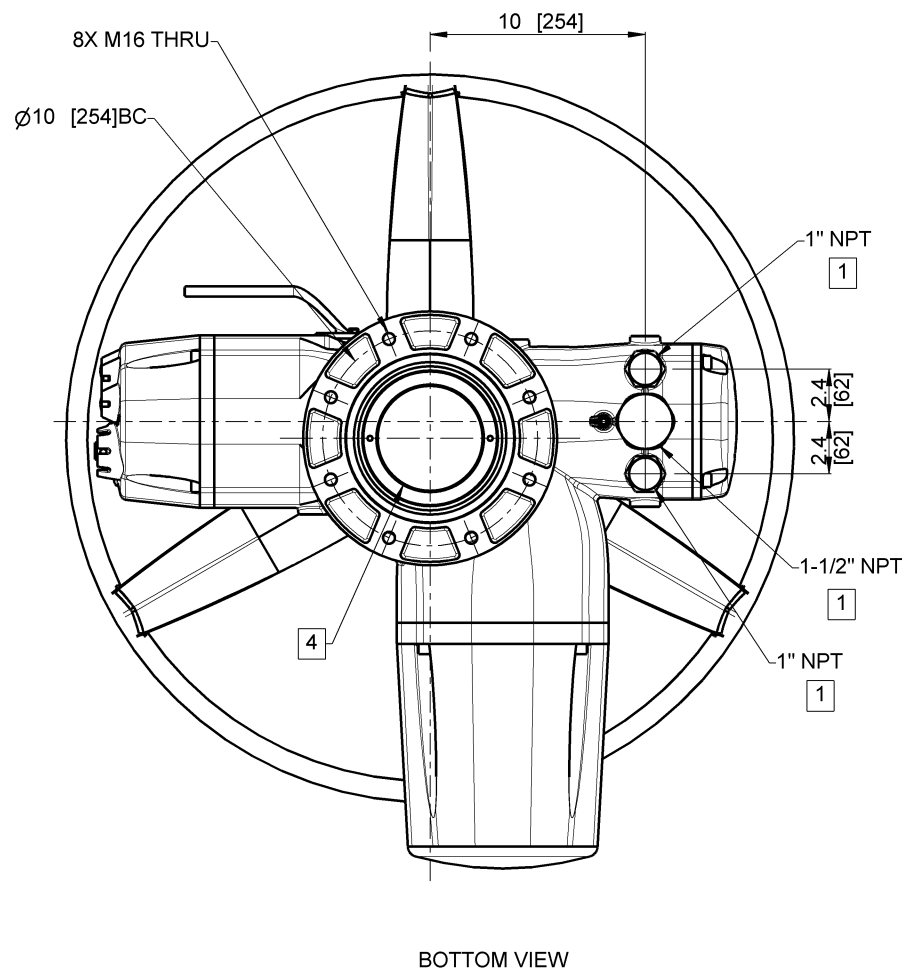
WARNING- THE INSTALLATION & SERVICING INSTRUCTIONS ARE FOR USE BY QUALIFIED PERSONNEL ONLY. TO AVOID INJURY & ELECTRIC SHOCK, DO NOT PERFORM ANY SERVICE ON EMERSON EQUIPMENT UNLESS QUALIFIED.

INSTALLATION SHALL BE IN ACCORDANCE WITH CURRENT EDITION OF NATIONAL ELECTRICAL CODE OR APPLICABLE REGIONAL STANDARD

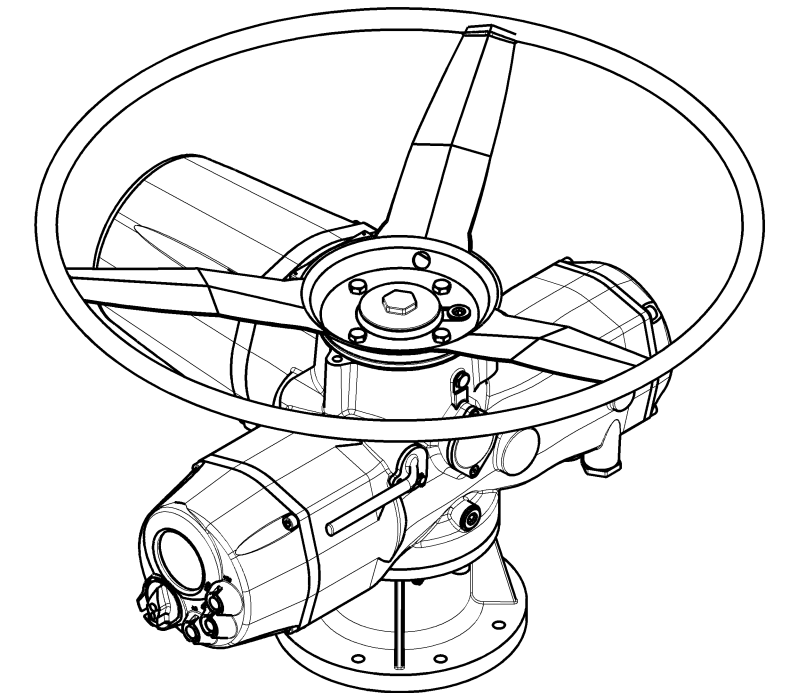
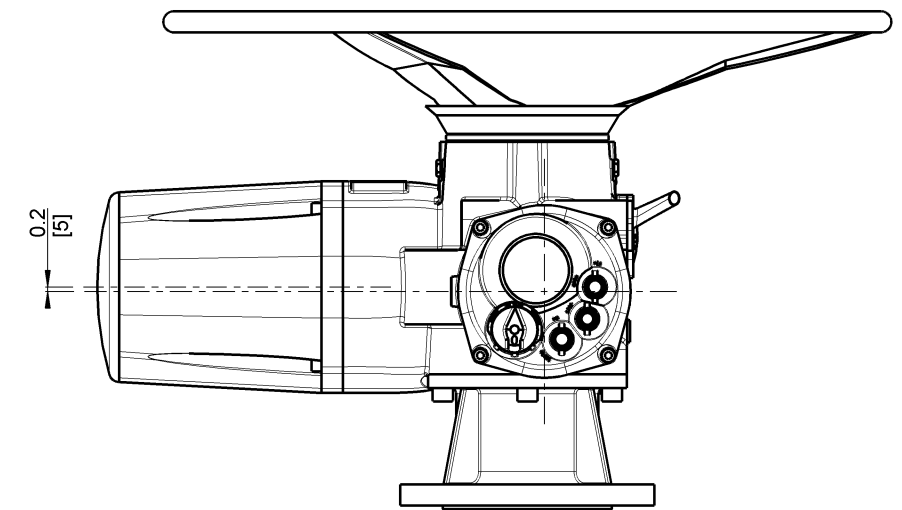
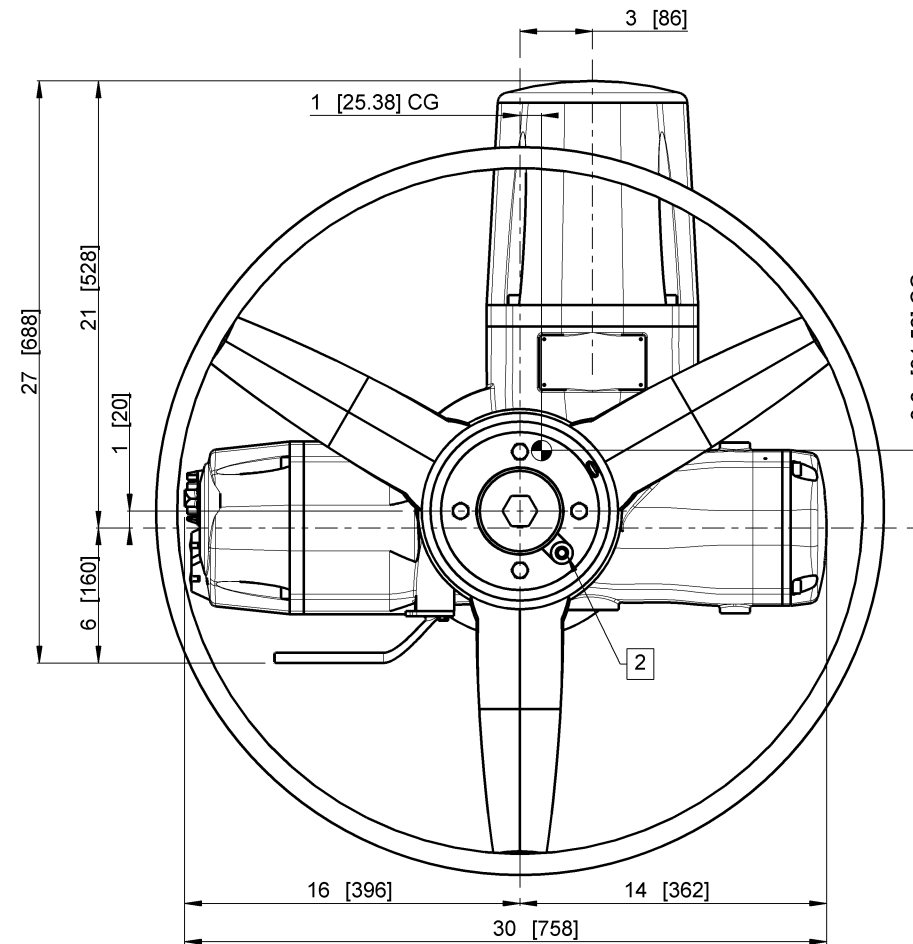
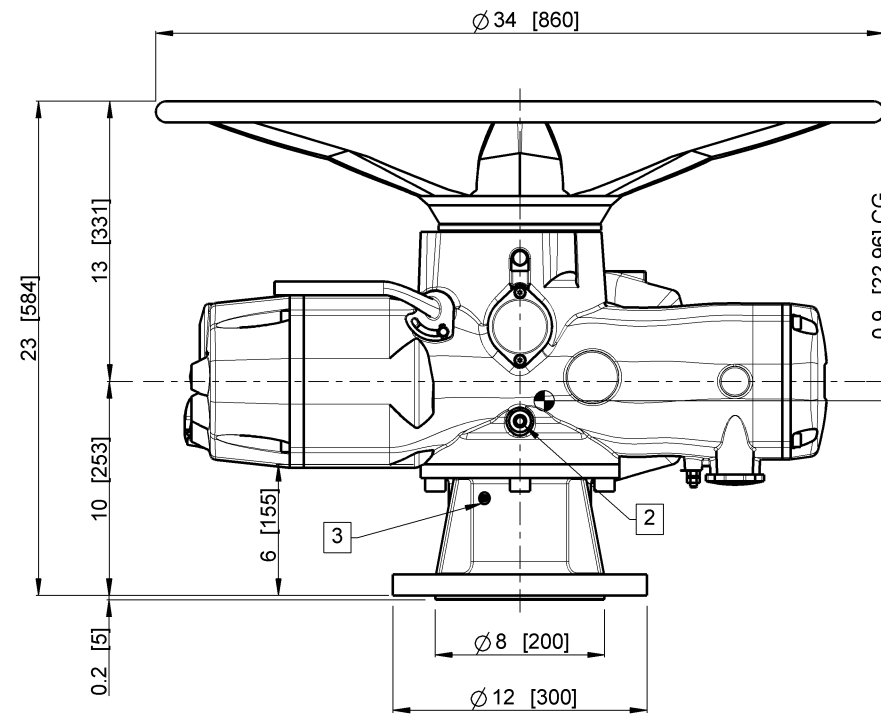
3										
2										
1	26/12/19	PATHE	ESPOSITO F	VIGLIANO L	UPDATED WEIGHT					
Rev.	Data/Date	Eseguito/Drw.	Contr./Check	Approv./Approv.	Descrizione della modifica / Rev. description					
MATERIAL		TREATMENT		 TOLERANCES INTERPRET DIMENSIONS & TOLERANCES PER ASME Y14.5		ALL RIGHTS OF THIS DRAWING ARE RESERVED		ACTUATOR MODEL XTE3000	WEIGHT 242 Lbs	PART NUMBER X ECC050A000AA3A0
		DESCRIPTION		XTE3000 SIZE 50		SCALE 1:6		DATE 06/18/2019		
		DRAWN BY		CHECKED BY		APPROVED BY				
		N. PATHE		F. ESPOSITO		L. VIGLIANO				
		RAW PIECE								

NOTES:

- 1 1" & 1-1/2" NPT ARE PREFERRED WIRE ENTRIES. CAUTION- CONDUIT MUST ENTER AT THE LOWEST POINT TO PREVENT WATER FROM ENTERING ELECTRICAL ENCLOSURE DUE TO CONDENSATION. IF HAZARDOUS (CLASSIFIED) OR NEMA 6 LOCATION, CONDUIT SEAL REQUIRED AT ELECTRICAL ENTRANCES
- 2 OIL PLUGS: 2X 1/2" RP ISO7/1 PLUG
- 3 LUBRICATION FOR BEARINGS: M6 GREASE PLUG
- 4 SEE DRAWING XTN1335 FOR MOUNTING BASE AND DRIVE COUPLING DETAILS
- 5 ALL APPROXIMATED DIMENSIONS ARE IN INCHES AND DIMENSIONS SHOWN IN BRACKET ARE IN MILLIMETERS.
- 6 THE WEIGHT AND CENTRE OF GRAVITY MENTIONED IN THE DRAWING IS APPROXIMATE. IF WEIGHT AND CENTRE OF GRAVITY NEEDS TO BE UTILIZED FOR THE PURPOSE OF PERFORMING FURTHER CALCULATIONS OR ANALYSIS, CONSULT FACTORY



BOTTOM VIEW



ISO VIEW

WARNING- THE INSTALLATION & SERVICING INSTRUCTIONS ARE FOR USE BY QUALIFIED PERSONNEL ONLY. TO AVOID INJURY & ELECTRIC SHOCK, DO NOT PERFORM ANY SERVICE ON EMERSON EQUIPMENT UNLESS QUALIFIED.

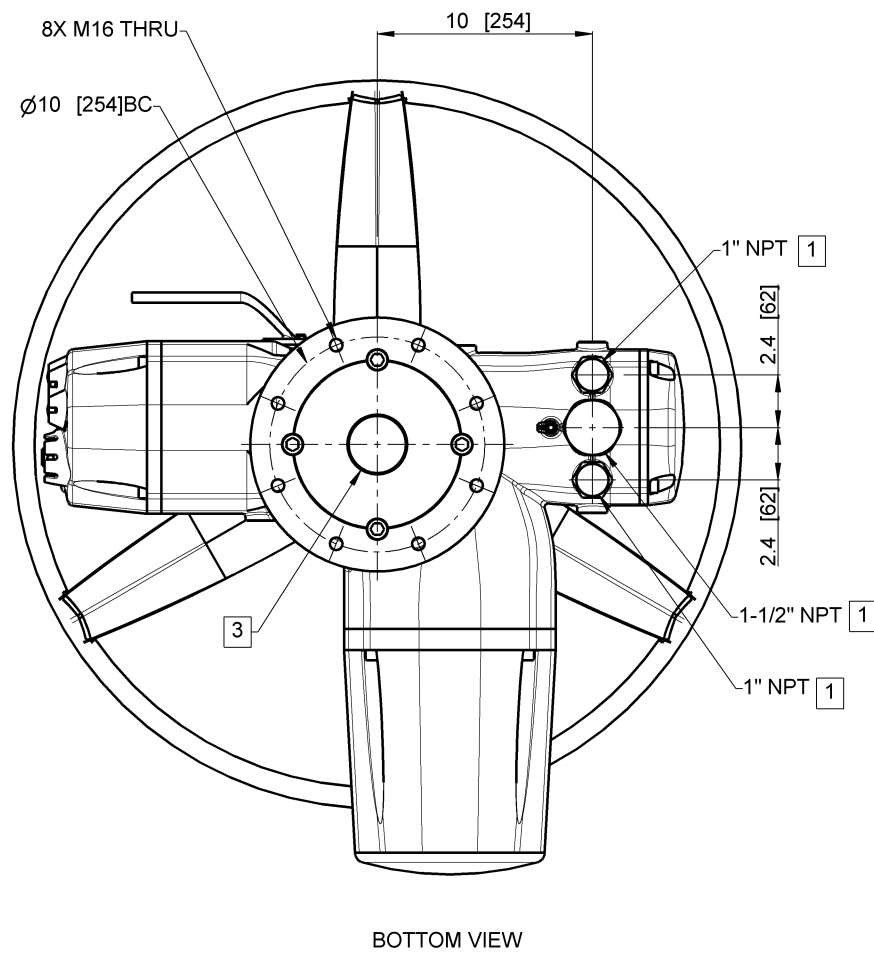
INSTALLATION SHALL BE IN ACCORDANCE WITH CURRENT EDITION OF NATIONAL ELECTRICAL CODE OR APPLICABLE REGIONAL STANDARD

3									
2									
1	26/12/19	SURAJ P	ESPOSITO F	VIGLIANO L	UPDATED WEIGHT				
Rev.	Data/Date	Eseguito/Drw.	Contr./Check	Approv./Approv.	Descrizione della modifica / Rev. description				
MATERIAL		TREATMENT		TOLERANCES		INTERPRET DIMENSIONS & TOLERANCES PER ASME Y14.5			
ALL RIGHTS OF THIS DRAWING ARE RESERVED		ACTUATOR MODEL		WEIGHT		PART NUMBER			
		XTE3000		242 Lbs		X ECC050B000AA3A0			
DESCRIPTION		SCALE		DATE					
XTE3000 SIZE 50		1:6		06/18/2019					
DRAWN BY		CHECKED BY		APPROVED BY					
N. PATHE		F. ESPOSITO		L. VIGLIANO					
RAW PIECE									

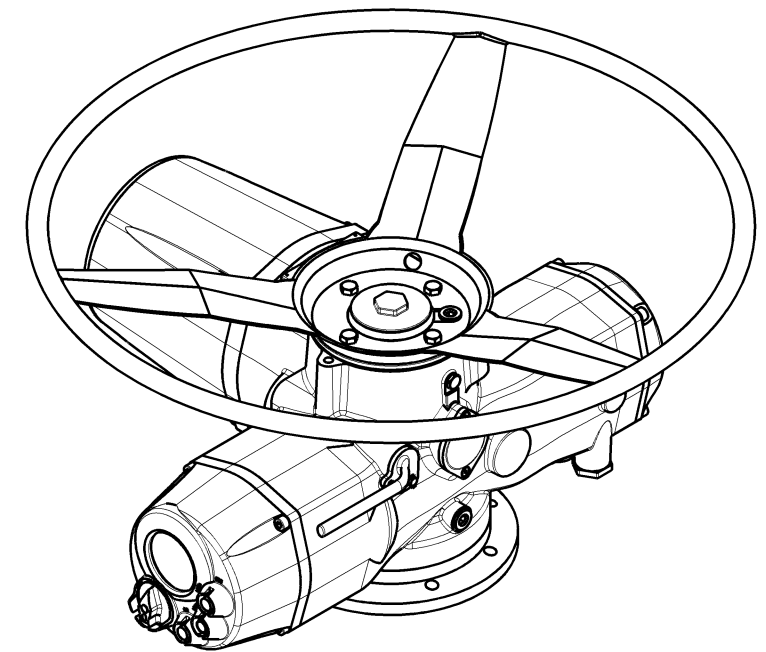
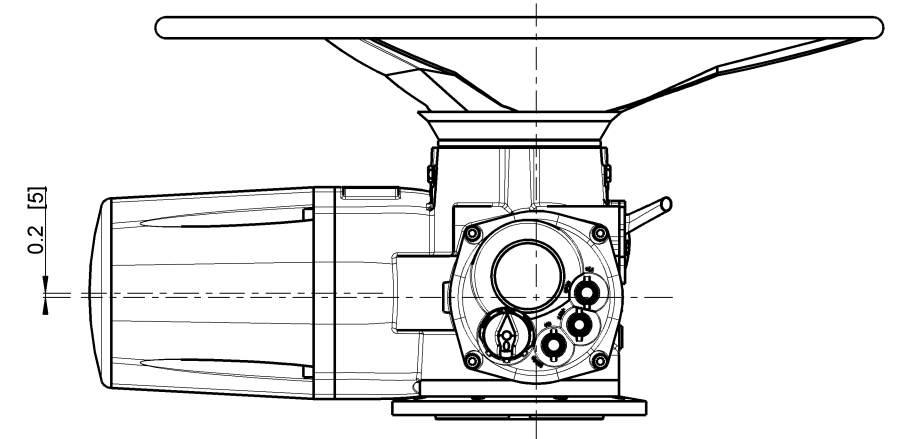
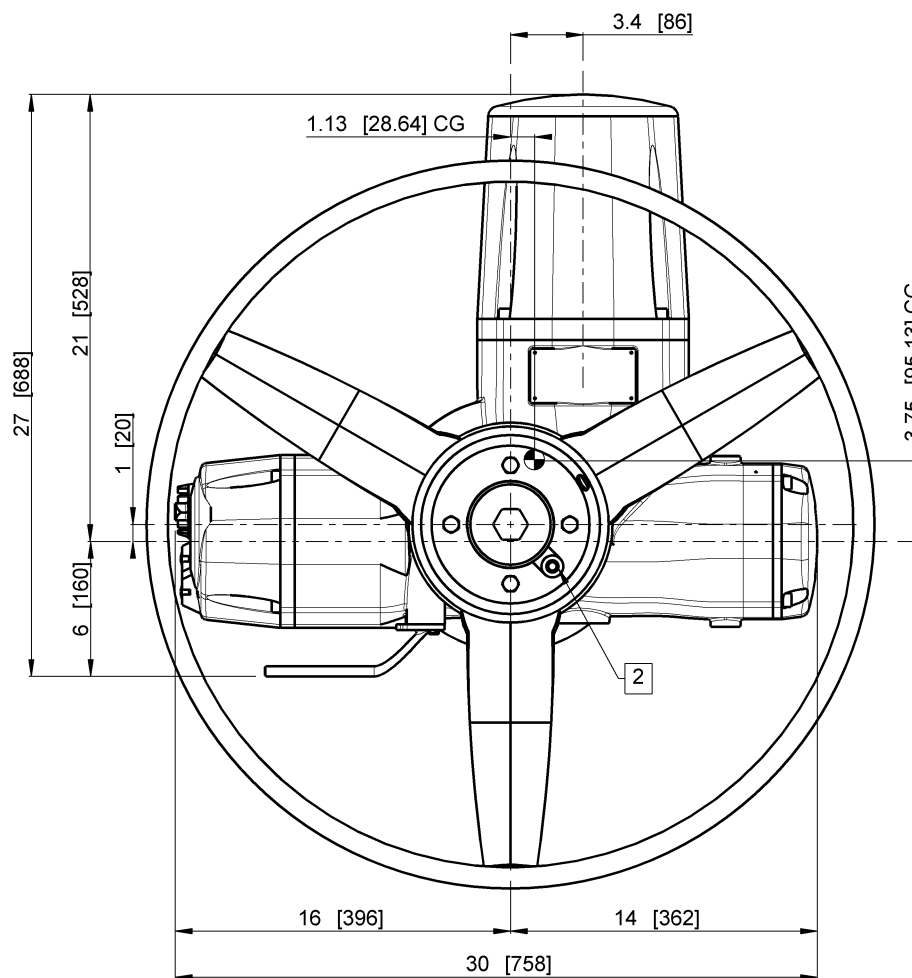
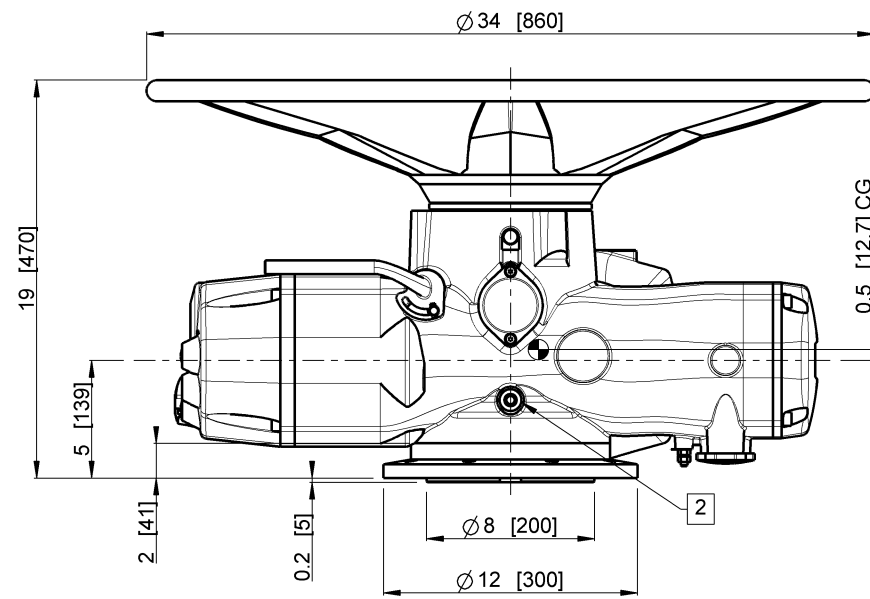


NOTES:

- 1 1" & 1-1/2" NPT ARE PREFERRED WIRE ENTRIES. CAUTION- CONDUIT MUST ENTER AT THE LOWEST POINT TO PREVENT WATER FROM ENTERING ELECTRICAL ENCLOSURE DUE TO CONDENSATION. IF HAZARDOUS (CLASSIFIED) OR NEMA 6 LOCATION, CONDUIT SEAL REQUIRED AT ELECTRICAL ENTRANCES
- 2 OIL PLUGS: 2X 1/2" RP ISO7/1 PLUG
- 3 SEE DRAWING XTN1335 FOR MOUNTING BASE AND DRIVE COUPLING DETAILS
- 4 ALL APPROXIMATED DIMENSIONS ARE IN INCHES AND DIMENSIONS SHOWN IN BRACKET ARE IN MILLIMETERS.
- 5 THE WEIGHT AND CENTRE OF GRAVITY MENTIONED IN THE DRAWING IS APPROXIMATE. IF WEIGHT AND CENTRE OF GRAVITY NEEDS TO BE UTILIZED FOR THE PURPOSE OF PERFORMING FURTHER CALCULATIONS OR ANALYSIS, CONSULT FACTORY



BOTTOM VIEW



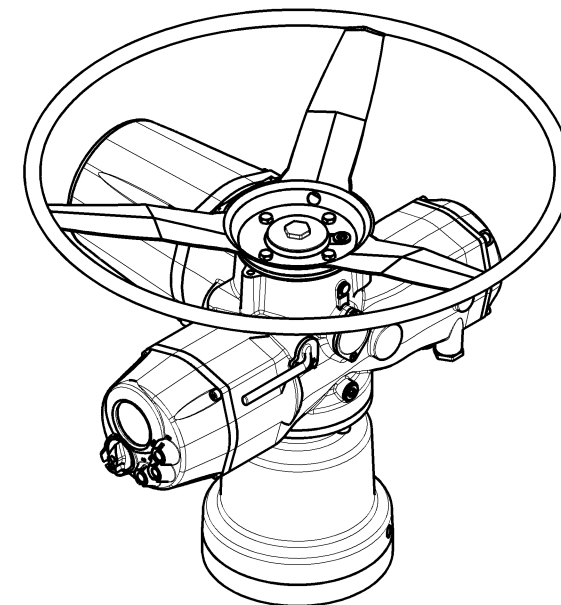
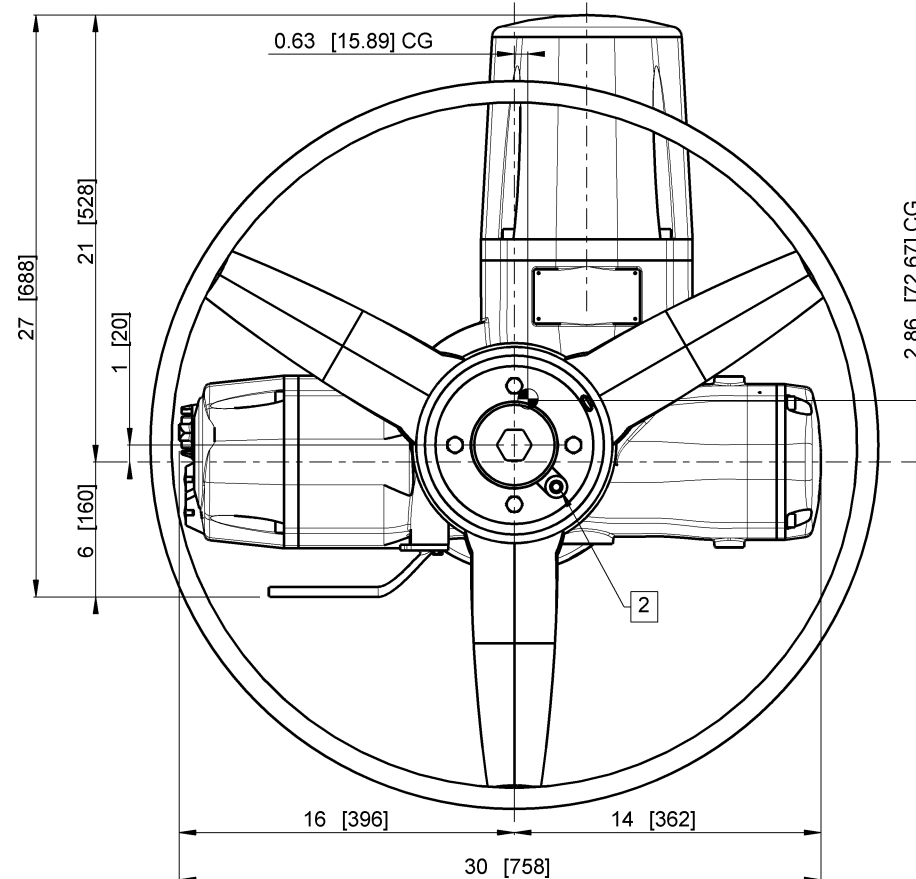
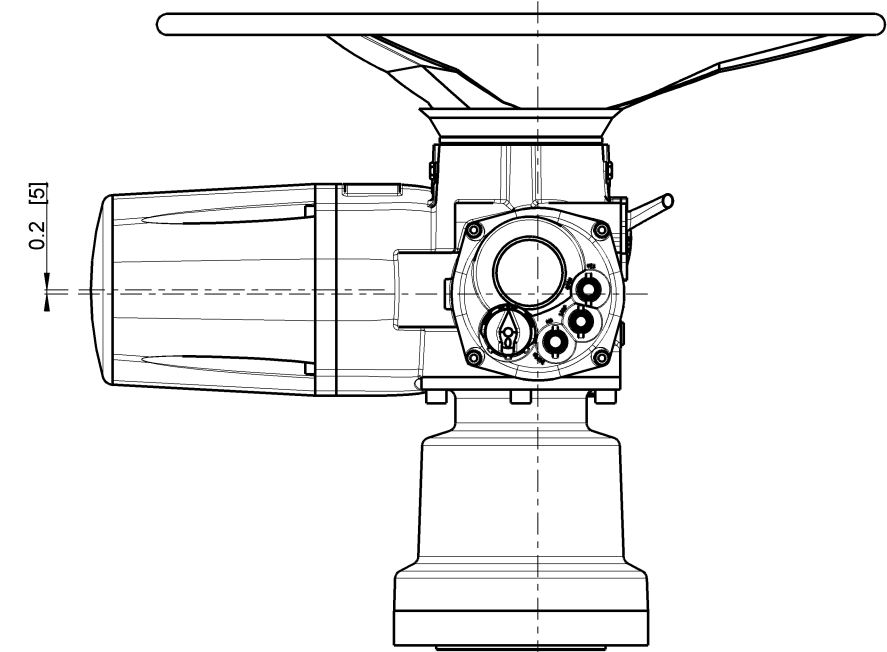
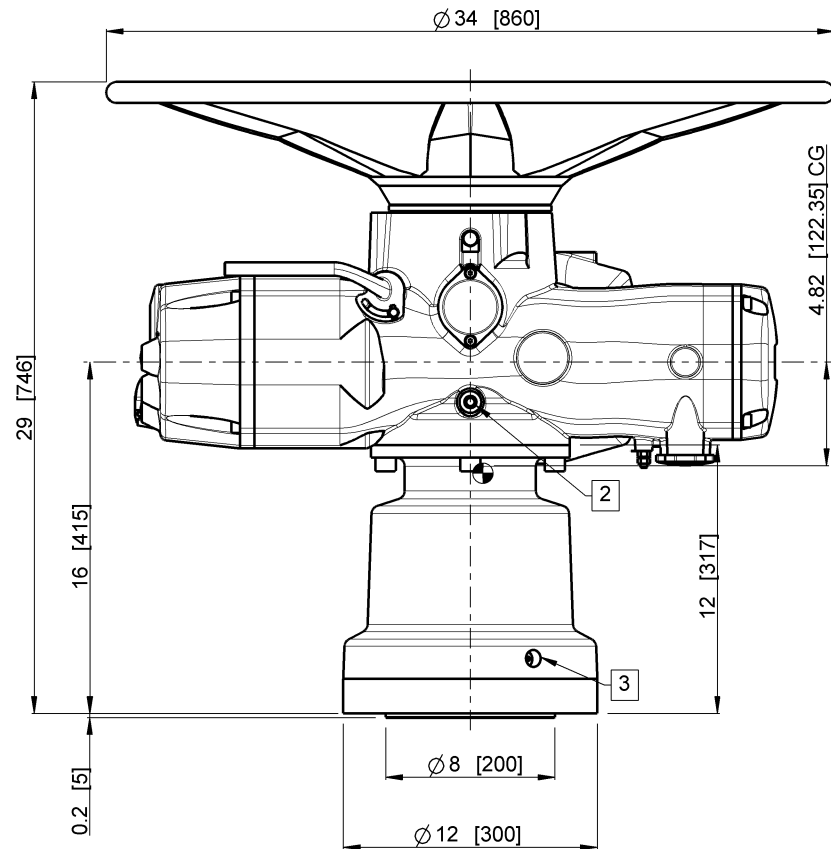
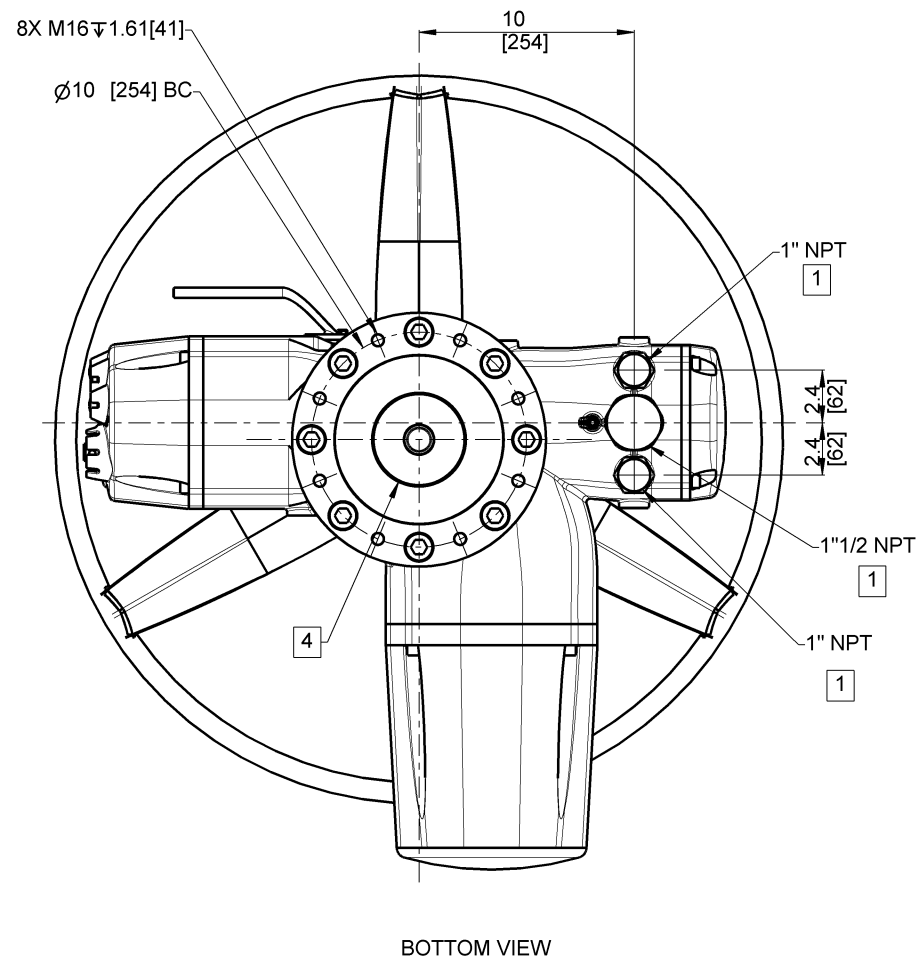
ISO VIEW

3								
2								
1	26/12/19	SURAJ P	ESPOSITO F	VIGLIANO L	UPDATED WEIGHT			
Rev.	Data/Date	Eseguito/Drw.	Contr./Check	Approv./Approv.	Descrizione della modifica / Rev. description			
MATERIAL		TREATMENT		 TOLERANCES INTERPRET DIMENSIONS & TOLERANCES PER ASME Y14.5		FORMAT A2		
ALL RIGHTS OF THIS DRAWING ARE RESERVED		ACTUATOR MODEL XTE3000		WEIGHT 242 Lbs		PART NUMBER X ECC050C000AA3A0		
		DESCRIPTION XTE3000 SIZE 50		SCALE		DATE		
				1:6		06/18/2019		
				DRAWN BY		CHECKED BY		APPROVED BY
		N. PATHE		F. ESPOSITO		L. VIGLIANO		
						RAW PIECE		

WARNING- THE INSTALLATION & SERVICING INSTRUCTIONS ARE FOR USE BY QUALIFIED PERSONNEL ONLY. TO AVOID INJURY & ELECTRIC SHOCK, DO NOT PERFORM ANY SERVICE ON EMERSON EQUIPMENT UNLESS QUALIFIED.  
INSTALLATION SHALL BE IN ACCORDANCE WITH CURRENT EDITION OF NATIONAL ELECTRICAL CODE OR APPLICABLE REGIONAL STANDARD

NOTES:

- 1 1" & 1-1/2" NPT ARE PREFERRED WIRE ENTRIES. CAUTION- CONDUIT MUST ENTER AT THE LOWEST POINT TO PREVENT WATER FROM ENTERING ELECTRICAL ENCLOSURE DUE TO CONDENSATION. IF HAZARDOUS (CLASSIFIED) OR NEMA 6 LOCATION, CONDUIT SEAL REQUIRED AT ELECTRICAL ENTRANCES
- 2 OIL PLUGS: 2X 1/2" RP ISO7/1 PLUG
- 3 LUBRICATION FOR BEARINGS: M6 GREASE PLUG
- 4 SEE DRAWING XTN1336\_2 FOR MOUNTING BASE AND DRIVE COUPLING DETAILS
- 5 ALL APPROXIMATED DIMENSIONS ARE IN INCHES AND DIMENSIONS SHOWN IN BRACKET ARE IN MILLIMETERS.
- 6 THE WEIGHT MENTIONED IN THE DRAWING IS APPROXIMATE. IF WEIGHT NEEDS TO BE UTILIZED FOR THE PURPOSE OF PERFORMING FURTHER CALCULATIONS OR ANALYSIS, CONSULT FACTORY



3										
2										
1	17/12/19	SURAJ P	ESPOSITO F	VIGLIANO L	UPDATED WEIGHT					
Rev.	Data/Date	Eseguito/Drw.	Contr./Check	Approv./Approv.	Descrizione della modifica / Rev. description					
MATERIAL			TREATMENT		 TOLERANCES INTERPRET DIMENSIONS & TOLERANCES PER ASME Y14.5		PART NUMBER X ECC050D000AA3A0			
ALL RIGHTS OF THIS DRAWING ARE RESERVED			ACTUATOR MODEL XTE3000		WEIGHT 308 Lbs		SCALE 1:6			
			DESCRIPTION XTE3000 SIZE 50				DATE 06/21/2019		APPROVED BY	
							DRAWN BY N. PATHE		CHECKED BY F. ESPOSITO	
RAW PIECE										

WARNING- THE INSTALLATION & SERVICING INSTRUCTIONS ARE FOR USE BY QUALIFIED PERSONNEL ONLY. TO AVOID INJURY & ELECTRIC SHOCK, DO NOT PERFORM ANY SERVICE ON EMERSON EQUIPMENT UNLESS QUALIFIED.  
 INSTALLATION SHALL BE IN ACCORDANCE WITH CURRENT EDITION OF NATIONAL ELECTRICAL CODE OR APPLICABLE REGIONAL STANDARD